

FY 2022 Sponsored Research
and Creative Activities
Annual Report



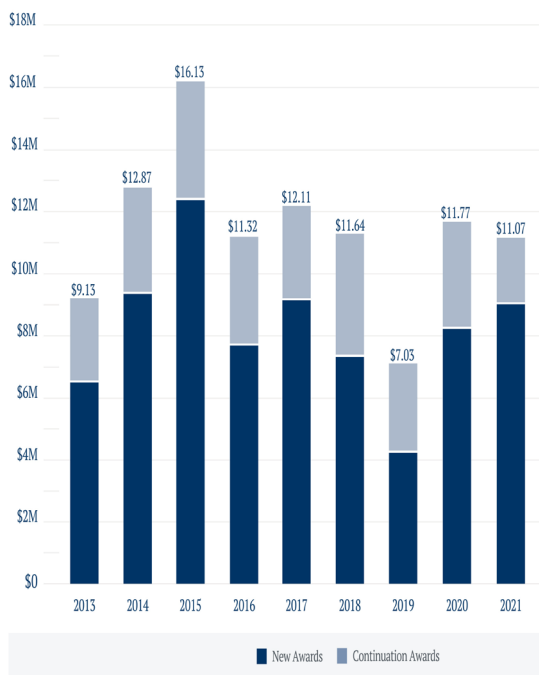
DEPAUL UNIVERSITY

Office of Research Services

OVERVIEW

One hallmark of a thriving academic institution is the vitality of its research culture. Over the last ten years, DePaul University has received over \$113.8M in sponsored project funding. The latest metrics demonstrate our research enterprise continues its gradual recovery from the COVID-19 pandemic. In FY 2022 DePaul University had 341 submissions requesting a total funding of \$64.6 million in funding; 151 submissions were funded totaling \$10.7 million in new and continuation grants (Figure 1). Seventy-four distinct sponsors supported the University's research and creative activities this fiscal year.

A research culture is not measured, however, solely by the quantitative metric of grants awarded, or



revenues generated; rather, it is typified by the pervasiveness of innovative ideas, the stimulation of dialogue, and the commitment to advancing knowledge. As a scholarly community, faculty and staff at DePaul exemplify such a culture. Scholarship and creative endeavors not only advance disciplinary, interdisciplinary and professional knowledge but also provide a foundation for the enrichment of teaching and instruction at the University.

A strong culture of collaboration is also integral to the University's research enterprise. To ensure DePaul faculty have access to information rooted in real-world data to inform and strengthen their research, DePaul initiated a series of data agreements in FY 2022. The most noteworthy being access to the *All of Us* research hub, currently housed at Vanderbilt University by the National Institutes of Health. The hub, one of the largest biomedical data resources in the world, stores data on lifestyle, environment and genetics from a diverse group of participants from across the United States. The hub allows registered DePaul researchers to access data and tools to conduct studies to help improve our understanding of human health and underscores the need for diversity, equity and inclusion in biomedical research. For investigators with research interest focused more locally, data agreements have also been executed with organizations such as Sinai Health

Systems and the Illinois Criminal Justice Information Authority, to name a few. DePaul researchers collaborate with these community partners to define research questions, design data strategies, and carry out both funded and unfunded data analytics and research to address emerging issues of regional and national importance. A Data Agreement with the City of Chicago remained under negotiation as the fiscal year closed.

Similarly, strategic partnerships with Rush University and Rosalind Franklin University that came to fruition this fiscal year are a means to amplify and advance the impact of DePaul's research collaborations. These new and renewed partnerships provide a gateway for our faculty to connect with colleagues at peer

institutions to catalyze research and scholarship activity, be it in the form of sponsored research collaborations, data sharing, licensing discussions or connections with entrepreneurs to support the formation of startup companies. Furthermore, the DePaul and Rosalind Franklin University partnership includes a new research funding initiative focused on advancing artificial intelligence technology to meet challenges in biomedicine and healthcare, slated for FY 2023.

The Office of Research Services (ORS) also served faculty and staff in FY 2022 by offering a variety of programs designed to enhance the research culture and infrastructure of the University. Activities included full-day programming that allowed participants to delve deep into a specialized topic such as sessions on preparation of federal proposals to the National Science Foundation and National Institutes of Health as well as an Innovation Day focused on connecting through convergence research. In addition, short sessions and classroom lectures were organized and focused on mastery of foundational concepts, processes or procedures such as locating funding, grant proposal budgeting, data sharing, submission of requisitions, understanding internal grant initiatives, and research protections. ORS also continued its Lunch & Learn Series hosting three sessions integral to building our faculty's collaborative research prowess: Mastering the Media, Research Entrepreneurship, and National Center for Faculty Development & Diversity's Faculty Success Program.

The culture of research and scholarship emanates from the collective commitment and accomplishments of the entire University community. We are delighted to present the *FY 2022 Sponsored Research and Creative Activities Annual Report*, which reflects another year of commitment and accomplishment of our faculty and staff.



CONTENTS

I. EXTRAMURAL SUBMISSIONS

SUBMISSION TRENDS	1
SUBMISSIONS BY PURPOSE	2
PUBLIC VS. PRIVATE SUBMISSIONS	2
SUBMISSIONS BY UNIT	3
SUBMISSIONS BY SOURCE OF SUPPORT	4

II. EXTRAMURAL AWARDS

FEATURED AWARDS	8
FEATURED AWARD RECIPIENTS	11
AWARD TRENDS	12
AWARDS BY PURPOSE	12
AWARDS BY SOURCE	12
AWARDS BY UNIT	12
AWARDS BY SOURCE OF SUPPORT	14
INDIVIDUAL AWARD LISTINGS	17

III. INTRAMURAL SUBMISSIONS AND AWARDS

SUMMARY	23
COUNCIL SUPPORT	24
AGIF SUPPORT	25
URAP SUPPORT	25
INDIVIDUAL AWARD LISTINGS	27

IV. RESEARCH PROTECTIONS

SUMMARY	30
INSTITUTIONAL REVIEW BOARD	30
INSTITUTIONAL BIOSAFETY COMMITTEE	31
INSTITUTIONAL ACUC COMMITTEE	31
RESEARCH PROTECTIONS SUBMISSIONS BY UNIT	31

V. STAFF AND COMMITTEES

STAFF AND COMMITTEE LISTS	33
---------------------------------	----

SECTION I: EXTRAMURAL SUBMISSIONS

The Extramural Submissions section summarizes the activities of the Pre-Award Services unit of ORS. The Pre-Award staff assist faculty and staff with identifying funding sources, preparing and submitting proposals, requests for data agreements, material transfer and nondisclosure agreements, and/or other information as may be necessary to secure project funding and/or liaise with extramural funding agencies. For direct foundation and corporate submissions, these activities are done in concert with DePaul's Advancement Office. The number of submissions and the level of funding requested within those submissions are the metrics used to understand Pre-Award Services' level of activity. These two metrics, therefore, are incorporated into the various figures and tables that are used to report on pre-award activities within Section I.

SUBMISSION TRENDS

In fiscal year (FY) 2022, ORS' Pre-Award Services unit supported 341 submissions requesting \$64,578,862 to 135 distinct funding agencies. Trends in sponsored program submission activity for the 2013 to 2022 FY period are detailed in Table 1.1 and illustrated in Figure 1.1. Though the number of FY 2022 submissions increased slightly over FY 2021 levels (3.02%), submission rates continue to be in the 330 to 380 range per

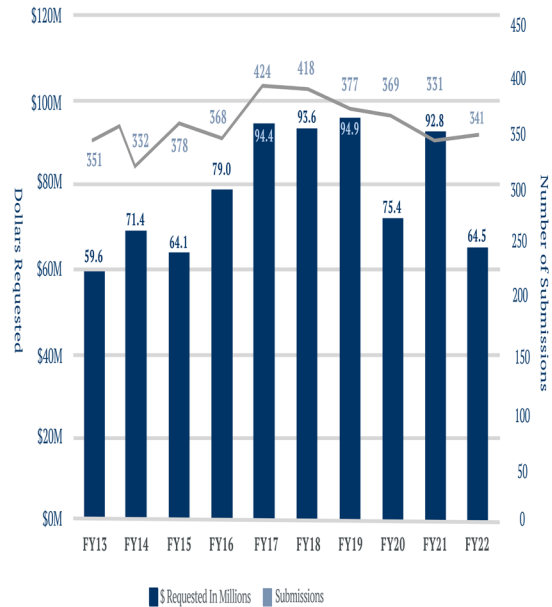


Table 1.1: Submissions/Funds Requested, 2013-2022

Year	# Submissions	\$ Requested
FY 2013	351	\$59,650,825
FY 2014	332	\$71,484,086
FY 2015	378	\$64,162,873
FY 2016	368	\$79,003,637
FY 2017	424	\$94,414,498
FY 2018	418	\$93,658,899
FY 2019	377	\$94,901,213
FY 2020	369	\$75,441,140
FY 2021	331	\$92,748,856
FY 2022	341	\$64,578,862

year, consistent with institutional performance in eight of the past ten fiscal years. Noteworthy however is the significant decrease in the funds solicited from external agencies this FY. FY 2022 funds requested totaled \$64.5M, down 30.4% over the \$92.7M requested in FY 2021. This decrease is largely attributable to fewer federal submissions by a small number of grants- active faculty who are currently federally funded.

Looking retrospectively over the past decade, funds requested in FY2022 represent an 8.3% increase over those requested in FY 2013.

It is important to note, for any given fiscal year, there is not necessarily a direct relationship between the number of submissions and the number of awards received. An action on a proposal submission in one fiscal year may not occur until a subsequent fiscal year. For example, submissions to federal agencies typically require a six- to nine-month review period; hence, submissions for the last half of the FY 2022, may not generate awards until the FY 2023. Noteworthy too, because the scope of this report is limited to extramural and intramural grant activities, it does not report on the many important projects undertaken by our faculty without grant support.

SUBMISSIONS BY PURPOSE

FY 2022 submission activity, classified by proposed purpose, is detailed in Table 1.2.

Consistent with DePaul’s performance in prior fiscal years, submission activity is principally for external support of faculty and staff activities.

Table 1.2: FY2022 Submissions/ Funds Requested by Purpose

Purpose	Count	%	\$ Requested	%
Research	275	80.7%	\$63,421,664	98.2%
Public Service	11	3.2%	\$363,400	0.6%
Conferences	0	0.0%	\$0	0.0%
Other	55	16.1%	\$793,798	1.2%
TOTAL	341	100%	\$64,578,862	100%

PRIVATE vs. PUBLIC SUBMISSIONS

In FY 2022, 38% of submissions on behalf of the University were to public funding sources including federal, state and municipal agencies; 62% of submissions were to private organizations including associations, professional societies, research institutes, foundations and corporations. Table 1.3 details submissions by funding source, as

Table 1.3: FY2022 Submissions/Funds Requested by Type

Type	Count	%	Funds Requested	%
Private	211	62%	\$17,233,290	27%
Public	130	38%	\$47,345,572	73%
TOTAL	341	100%	\$64,578,862	100%

well as total funds requested of both public and private agencies. The existing data are of interest in that they emphasize that faculty are diversifying the type of agency from which they seek support. The smaller dollar value of funds requested from private sources is perhaps indicative that private funding is sought for short-term, selective program needs that inject significant resources into the University for limited periods of time, whereas public funding tends to be sought for initiatives requiring long-term, larger scale financial commitments.

A full listing of the public and private agencies from which DePaul sought funding for sponsored projects in FY 2022 is detailed in the Submissions by Source of Support section that follows. Submissions to three agencies, the National Institutes of Health, the National Science Foundation and the U.S. Department of Education account for 55.6% of all DePaul funds requested and 79.5% of federal dollars requested. In FY 2022, like FY 2021, the largest amount of funds was solicited from the National Institutes of Health, totaling \$18.7M. In FY 2022 DePaul continued to see a precipitous decrease, 35.5%, in submissions to the Chicago Board of Education, likely related to the long-term impacts of Chicago Public Schools’ Covid-19 closure. Chicago Board of Education submissions in FY2022 have diminished an estimated 58% over FY 2019 submission levels (prior to Covid-19 pandemic).

SUBMISSIONS BY UNIT

Table 1.4 details FY 2022 submission data by academic unit. While all colleges and many administrative units had submissions in FY 2022, submission activity was concentrated in two colleges, the College of Computing and Digital Media (CDM) and the College of Science and Health (CSH), which collectively account for 52.5% of DePaul's 2022 submissions, and 60.5% of the funds solicited by the University this fiscal year.

Notably, the number of CDM submissions increased 11.1% between FY 2021 and FY2022, while the amount of funds solicited increased 26.5 % between the two fiscal years. Similarly, over the decade, the number of CDM submissions increased

50% while the amount of funds solicited rose 75.6%. FY2022 CSH submissions increased 19% over FY 2021 levels, while the number of submissions over the decade increased 16.6%. The number of submissions for the College of Business increased 6.25% in FY2022 over FY 2021 levels.

Most other colleges and schools had slight decreases in the number of submissions in FY 2022. As expected with a decrease in the number of submissions, the dollar value of total submissions decreased across several academic units in FY2022 as compared to FY2021; an increase in the dollar value of submissions was however recorded for College of Education.

Table 1.4: FY2022 Submission Count and Funds Requested by Unit

Unit	Count	%	\$ Requested	%
College of Business	34	9.97%	\$4,092,189	6.34%
College of Communication	4	1.17%	\$87,793	0.14%
College of Computing & Digital Media	60	17.60%	\$16,570,063	25.66%
College of Education	39	11.44%	\$7,569,105	11.72%
College of Law	8	2.35%	\$501,995	0.78%
College of Liberal Arts & Social Sciences	39	11.44%	\$9,200,083	14.25%
College of Science & Health	119	34.90%	\$22,531,137	34.89%
School for Continuing and Professional Studies	5	1.47%	\$495,955	0.77%
School of Music	3	0.88%	\$98,980	0.15%
The Theatre School	1	0.29%	\$25,000	0.04%
Administrative Units	29	8.50%	\$3,406,562	5.28%
TOTAL	341	100%	\$64,578,862	100%

SUBMISSIONS BY SOURCE OF SUPPORT

	AGENCY	AMOUNT	NUMBER
Federal Agencies	Centers for Disease Control	\$2,610,991	2
	Department of Health and Human Services	\$31,030	1
	Library of Congress	\$171,001	2
	National Aeronautics & Space Administration	\$4,241,489	10
	National Endowment for the Humanities	\$655,882	3
	National Institutes of Health	\$18,732,985	22
	National Institute of Occupational Safety and Health	\$367,999	1
	National Science Foundation	\$10,898,032	25
	National Security Agency	\$49,999	1
	Substance Abuse and Mental Health Administration	\$20,000	1
	U.S. Department of Agriculture	\$46,066	1
	U.S. Department of Education	\$6,303,027	2
	U.S. Department of Energy	\$145,254	1
	U.S. Department of Justice	\$448,391	1
U.S. Department of State	\$500,863	9	
	Subtotal	\$45,223,009	82
Municipal Agencies	Chicago Board of Education	\$365,114	20
	Chicago Department of Public Health	\$36,251	1
	Chicago Housing Authority	\$141,450	3
	Oak Park Elementary School District 97	\$235,041	2
	Community Mental Health Board of Oak Park Township	\$292,533	5
	Subtotal	\$1,070,389	31
State Agencies	Consortium of Academic and Research Libraries of Illinois	\$21,329	1
	Illinois Board of Higher Education	\$110,000	5
	Illinois Criminal Justice Information Authority	\$253,537	3
	Illinois Department of Human Services	\$52,287	2
	Illinois State Board of Education	\$605,021	5
	Virginia Humanities Council	\$10,000	1
	Subtotal	\$1,052,174	17
Corporations	11.2 Ventures, LLC	\$3,500	2
	Abbott Laboratories	\$36,000	1
	Amazon Web Services	\$79,460	1
	Anonymous	\$0	1
	Boeing	\$125,000	1
	DragonSpears, Inc.	\$72,600	2
	Epic Games	\$1,106,000	1
	EQ4ALL Co. Ltd	\$20,000	1
Corporations Continued	Facebook, Inc.	\$0	1
	Google, Inc.	\$120,000	2
	The Home Depot	\$50,000	1

Kimberly-Clark Corporation	\$49,900	1
M. Holland Company	\$122,000	2
Medline Industries	\$25,000	1
Meta Platforms, Inc.	\$100,000	1
MindXplorer	\$9,100	3
Morgan Stanley	\$215,178	2
Motorola Solutions	\$94,984	2
NineSigma	\$20,000	1
Northern Trust Corporation	\$50,000	1
Northshore Hospital and HealthSystem	\$0	1
Rand McNally	\$50,000	1
United HealthCare Services, Inc.	\$0	1
Vistex	\$30,549	1
Subtotal	\$2,379,271	32

Foundations

A. Montgomery Ward Foundation	\$25,000	1
American Bar Foundation	\$161,065	3
Paul M. Angell Foundation	\$60,550	2
Barat Education Foundation	\$20,000	2
The Lynde and Harry Bradley Foundation	\$38,940	2
Brain & Behavior Research Foundation	\$69,716	1
The Annie E. Casey Foundation	\$106,235	1
Chicago Bar Foundation	\$22,500	3
The Chicago Community Trust	\$409,860	4
CME Group Foundation	\$298,790	2
FACE Foundation	\$10,000	1
Ford Foundation	\$500,000	1
Bill and Melinda Gates Foundation	\$124,361	1
William T. Grant Foundation	\$500,000	1
Japan Foundation of Los Angeles	\$7,500	1
Julian Grace Foundation	\$101,313	2
Ewing Marion Kauffman Foundation	\$468,868	2
Robert Wood Johnson Foundation	\$154,000	2
Henrietta Lange Burk Fund	\$25,000	1
Lawyers Trust Fund	\$26,534	1
Mazda Foundation	\$25,000	1
Robert R. McCormick Foundation	\$250,000	1
Mellon Foundation	\$5,970,332	3

Foundations
Continued

Polk Bros. Foundation	\$452,435	4
RRF Foundation for Aging	\$100,000	1
Russell Sage Foundation	\$41,612	1
SecondMuse Foundation	\$58,100	1
Simons Foundation	\$184,197	1
Spencer Foundation	\$747,996	2
Stavros Niarchos Foundation	\$200,000	1
The Teagle Foundation	\$1,186,865	4

Terra Foundation for American Art	\$120,000	3
TREE Fund	\$24,833	1
Walder Foundation	\$157,616	1
Subtotal	\$12,649,218	59

Other Organizations

American Association of Colleges of Nursing	\$3,000	1
American Medical Association	\$258,906	1
Archdiocese of Chicago	\$39,505	5
Ask Every Student	\$5,000	1
Chicago Center for Translational Diabetes Research	\$8,333	1
Chicago Chronic Condition Equity Network	\$49,197	1
Children First Fund	\$44,000	1
Communities United	\$0	1
Data Across Sectors for Health	\$24,000	2
Greater Chatham Initiative	\$4,600	1
DePaul University	\$0	44
Elevated Chicago	\$40,000	2
Illinois Humanities Council	\$6,250	1
Immaculate Conception School	\$3,500	1
Institute of International Education	\$92,765	4
Jumpstart for Young Children, Inc.	\$89,148	1
Lake Forest College	\$0	1
Law School Admission Council	\$100,000	1
Little Black Pearl	\$6,000	2
Local Initiatives and Support Corporation	\$50,000	2
Mathematical Association of America	\$37,293	2
National League for Nursing	\$29,316	1
Negotiation and Team Resources	\$7,191	1
Neighborhood Housing Services	\$32,854	2
New York University	\$23,798	1
Noble Network	\$9,500	1
Northwestern University	\$76,298	1
Patient Centered Outcomes Research Institute	\$100,000	1
Resurrection Project	\$87,591	1
RTI International	\$38,396	1
Salk Institute for Biological Studies	\$0	1
Saturday Place	\$199,440	3
Other Organizations		
<i>Continued</i>		
Sinai Health System	\$0	1
Sinai Urban Health Institute	\$36,000	5
Society for Industrial and Organizational Psychology	\$3,000	1
Society of Actuaries	\$20,300	1
Society of Toxicology	\$1,500	1
Southwest Organizing Project	\$25,000	2
Springboard to Success	\$161,450	4
St. Joseph Academy	\$2,000	1
St. Matthew School	\$3,500	1
Stevens Initiative	\$30,000	1

Students Learn Students Vote Coalition	\$9,593	1
The Fulbright Foundation in Greece	\$15,800	1
The HistoryMakers	\$86,357	1
The National Great Rivers Research and Education Center	\$101,456	2
Trans-Atlantic Partnership	\$200,000	1
United Way of Metropolitan Chicago	\$30,000	2
Universitia degli Studi di Verona	\$7,964	1
Urban Land Institute Chicago	\$5,000	1
Vanderbilt University Medical Center	\$0	2
Subtotal	\$2,204,801	120

TOTAL	\$64,578,862	341
--------------	---------------------	------------

Technical Note: Entries with a zero-dollar value are submissions that did not request funds from a sponsor. These may be submissions in which DePaul is providing cost share only, or submissions related to Data Requests, Materials Transfer, Facilities Use, Nondisclosure, etc. Noteworthy also, the Number column is a submission count; multiple submissions may be transmitted to an agency to secure funding for a proposal. Similarly, the Amount column reflects the dollar value of the total submissions to each listed agency.

SECTION II: EXTRAMURAL AWARDS

The Extramural Awards section of the report summarizes the activities of the Award Management unit of ORS. Award Management staff assist faculty and staff with the management of grants, contracts, cooperative agreements and other award mechanisms through a variety of activities that begin when a notice of grant award is issued and extend until the award is closed-out. ORS is assisted in this function by the Restricted Accounting Office; management of corporate and foundation sponsored project awards is done in concert with DePaul's Advancement Office. The number of awards and the level of funding associated with those awards are the metrics used to understand this unit's level of activity. Therefore, these two metrics are incorporated into the various tables that are used to report on Award Management activities in Section II. The *Annual Report* also highlights new awards the University received in FY 2022 that equal or exceed \$100K in funding, and includes individual listings of awards received in FY 2021 by project lead.

FEATURED AWARDS

Many faculty at DePaul balance their responsibilities in the classroom educating and mentoring students with competing for and securing external funding in support of their research, scholarship, and service activities. Their extramurally-funded projects not only hold the potential to impact the scholarly community but also society as a whole. A sampling of DePaul University's FY 2022 awarded projects follow.

Principal Investigator: Margaret Storey
Academic Unit: LAS
Title: *The Humanities of Healing and Restoration: A Social Transformation Research Collaborative*
Award: The Mellon Foundation; 10/1/2021-12/31/2024; \$1,993,000

The College of Liberal Arts and Social Sciences will establish a new Social Transformation Research Collaborative, through which undergraduate and graduate students, faculty, and the larger community will explore pressing issues and questions related to the histories and cultures of peoples of color, both in the United States and around the world.

Principal Investigator: Filipo Sharevski
Academic Unit: CDM
Title: *The National Cybersecurity Teaching Academy*

Award: National Security Agency; 9/1/2021-12/31/2024; \$699,698; Year 1 and 2 funding of a three-year award totaling \$948,944

The National Cybersecurity Teaching Academy is a collaborative of nine Security CAE institutions that provides the first of kind graduate-level cybersecurity education certification for high school teachers. The certification will be the first credentialing program for high school cybersecurity education to prepare 90 high school teachers to teach a stand-alone cybersecurity course.

Principal Investigator: Leonard Jason
Academic Unit: CSH
Title: *Maintenance and Incidence of ME/CFS following Mono*
Award: National Institutes for Health; 12/1/2021-11/30/2022; \$504,186

This NIH-funded study will compare those with long-haul COVID-19 to patients who have myalgic encephalomyelitis/chronic fatigue syndrome. Comparing long-haul COVID-19 with another chronic illness is expected to help researchers uncover root causes of long-term illness and inform their approach to care.

Principal Investigator: Joseph Mikels
Academic Unit: CSH
Title: *Emotion, Aging, and Decision Making*
Award: National Institutes of Health; 3/15/2022-2/28/2023; \$463,563; Year 1 funding of a five-year award totaling of \$2,515,341

Making healthy decisions and engaging in healthy behaviors are important for public health broadly. The current project aims to examine social and emotional influences on health decision making and behavior in older and younger adults with a focus on physical activity and its consequences for mental, physical, and cognitive health. Results of this project will have useful policy and intervention implications for the public health sector.

Principal Investigator: Luciano Berardi
Academic Unit: University Administration
Title: *DePaul University Student Support Services Program*
Award: U.S. Department of Education; 9/1/2021-8/31/2022; \$321,822

This project encourages educational attainment by providing student participants with a comprehensive array of academic supports to actively ensure that students persist from year to year, remain in good academic standing, and graduate on a timely basis. Supports not only include advising and mentoring, but

also financial planning and career/graduate school preparation services.

Principal Investigator: Orson Morrison
Academic Unit: CSH
Title: *Mindfulness Matters: Resiliency Skills for Anxiety, Depression and Executive Functioning*
Award: Community Mental Health Board of Oak Park Township; 4/1/2022-3/31/2023; \$292,533

This project will expand capacity to address the mental health needs of elementary- and middle-school-aged students and families and to strengthen the caregiving system around them. The Program will leverage the evidenced-based Multi-Tiered System of Support model that offers universal (Tier I), group (Tier II), and individualized (Tier III) interventions of increasing intensity.

Principal Investigator: Molly Andolina
Academic Unit: LAS
Title: *Liberal Studies, the Social Contract, and Lived Civics: Engaging Undergraduates*
Award: Teagle Foundation; 1/1/2021-12/31/2024; \$285,000

Our curriculum is grounded in the central theme of the social contract, but utilizes the dual pedagogical approaches of contentious debates and Lived Civics. Highlighting contentious debates around the values, orientations, and outcomes inherent in negotiating the social contract provides an opportunity to teach students the critical democratic skills of listening and discussion. The Lived Civics approach makes these debates meaningful, tangible and personally relevant for students and helps them understand their own roles within, and obligations to, their communities.

Principal Investigator: Isuru Godage
Academic Unit: CDM
Title: *NRI/Collaborative Research: Robust Design and Reliable Autonomy for Transforming Modular Hybrid Rigid-Soft Robots*
Award: National Science Foundation; 3/1/2022-2/28/2025; \$281,645

The objective of this project is to introduce a novel and systematic methodology to optimally configure simple, heterogeneous, variable stiffness soft robotic units into sophisticated cyber-physical systems capable of solving complex manipulation and locomotion challenges. To achieve this, an integrated research and education plan comprised of three synergistic and interconnected research thrusts was proposed.

Principal Investigator: Fernando DeMaio
Academic Unit: LAS
Title: *Joint Appointment Agreement*
Award: American Medical Association; 5/1/22-4/30/2024; \$258,906

Under the Joint Appointment Agreement between DePaul University and the American Medical Association (AMA), the University will engage in mutually agreed upon activities designed to develop, enhance, and implement the strategic goals of the AMA's Center for Health Equity. These activities will develop and implement an evaluation and research agenda that advances the work of the unit and the AMA at large.

Principal Investigator: John Zeigler
Academic Unit: Steans Center
Title: *Multi-Faith Veteran Initiative*
Award: The Robert R. McCormick Foundation; 1/3/22-1/2/2024; \$125,000; Year 1 funding of a 2-year award totaling \$250,000.

Partnering with faith-based organizations, which play a key role in communities across Chicago, allows the Multi-Faith Veteran Initiative to offer training, resources and networking that result in culturally relevant and meaningful veteran engagement. The program seeks to maintain existing operations and build on existing community relationships to better address the needs of the veteran population, especially veterans of color.

Principal Investigator: Lucia Dettori
Academic Unit: CDM
Title: *Collaborative Research: CAF ECS: Developing Equitable Computer Science Pathways from High School to College*
Award: National Science Foundation; 10/1/2021-9/30/2024; \$186,192

With a specific focus on students of color, this project focuses on the expansion of high school early college credit opportunities in Chicago Public Schools and supporting students' success along computer science pathways in community colleges.

Principal Investigator: Zhen Huang
Academic Unit: CDM
Title: *CRII: SaTC: Towards Detecting and Mitigating Vulnerabilities*
Award: National Science Foundation; 7/1/2022-6/30/2024; \$174,900

By detecting and mitigating vulnerabilities, the proposed research will efficiently and effectively address many software vulnerabilities. First, the methods developed in the proposed research will benefit other research projects addressing vulnerabilities. Second, the outcome of the research will help the software industry in designing mechanisms to defend against vulnerability exploits.

Principal Investigator: Mark Potosnak
Academic Unit: CSH
Title: *Collaborative Research: HDR DSC: The Metropolitan Chicago Data Science Corps (MCDC): Learning from Data to Support Communities*

Award: National Science Foundation; 9/1/2021-8/31/2024; \$170,287

This proposal is to establish the Metropolitan Chicago Data-Science Corps (MCDC) to meet the data science needs of the Chicago metropolitan area. The MCDC is a partnership between Northwestern University, DePaul University, Northeastern Illinois University, Chicago State University, and University of Illinois Urbana Champaign's School of Information Sciences, and a wide range of communities facing challenges with data analytics.

Principal Investigator: Barbara Rieckhoff
Academic Unit: COE
Title: *New Principal Mentoring Program*
Award: Illinois State Board of Education; 10/19/2021-8/31/2022; \$168,000

The DePaul Principal Leading and Learning Program builds on themes of culturally relevant curricula and social justice to enable participating principals to be effective school leaders and advocate for all students. A strong network with diverse schools and communities provides the foundation for the program's mentoring process.

Principal Investigator: Peter Hastings
Academic Unit: CDM
Title: *DePaul University School of Computing, Graduate Assistance in Areas of National Need*
Award: U.S. Department of Education; 10/1/2021-9/30/2022; \$151,698; Year 1 funding of a three-year award totalling \$455,094

This project will further the goals of the Graduate Assistance in Areas of National Need Program, by enabling the School of Computing to recruit and retain Ph.D. students in the computer and information sciences, especially those from underrepresented groups, and help maintain the competitiveness of the United States in the field of computer science.

Principal Investigator: Antonio Polo
Academic Unit: CSH
Title: *Task Order for Social Emotional Learning – Act and Adapt*
Award: Chicago Board of Education; 3/29/2022-6/30/2022; \$150,865

This project will train and support select implementation and sustaining Chicago Public School staff (e.g., social workers, school psychologists, counselors) on the program protocol and delivery of DePaul's Act & Adapt program.

Principal Investigator: Lucia Dettori
Academic Unit: CDM
Title: *Impact of CPS Computer Science Graduation Policy on Student Access and Outcomes*

Award: CME Group Foundation; 8/1/2021-7/31/2022; \$150,000

DePaul University together with its collaborator The Learning Partnership will examine the impact of the computer science graduation requirement on student outcomes through the lens of the CAPE: Capacity, Access, Participation, and Experience. The capacity of schools to offer computer science, the availability of computer science at high schools, the number and demographics of students participating in computer science, and student outcomes changed after the graduation requirement was enacted will be examined.

Principal Investigator: John Zeigler
Academic Unit: Steans Center
Title: *Multi-Faith Veteran Initiative: Woman Veterans Wellness Project Phase III*
Award: Boeing; 1/1/2022-12/31/2022; \$125,000

This project will deliver the Phase III expansion of the Women Veterans Wellness Project. Launched with Boeing support in 2020, the Women Veterans Wellness project addresses the core question, "How do we increase the effectiveness of the transition experience for women veterans?" Phase III will continue to address the challenges woman veterans face as they transition to civilian society and the civilian workforce.

Principal Investigator: Charles Wurtz bach
Academic Unit: BUS
Title: *Data Development and Technical Assistance*
Award: Polk Bros. Foundation; 1/1/2022-12/31/2023; \$100,000

This funding will support the development of innovative data analyses that raise awareness of emerging housing and community development challenges in Chicago neighborhoods, as well as supporting the development of data tools to connect this work to a broad range of housing and community development stakeholders.

Principal Investigator: Charles Wurtz bach
Academic Unit: BUS
Title: *Applied Research and Assistance to Understand the State of Housing for Chicago's Older Adults*
Award: RRF Foundation for Aging; 7/1/2022-6/30/2023; \$100,000

This project will build on phase 1 outcomes by more widely disseminating the recently released reports to key audiences, leveraging relationships developed to provide data-focused technical assistance support to partners working on key policy topics surfaced in the recent report, and producing new applied research briefs that feature new, original data analysis and highlight emerging policy issues.

FEATURED AWARD RECIPIENTS

Since 2019, DePaul University has acknowledged faculty and staff receiving new awards totaling \$100K or more as Featured Awards in the ORS Annual Report. We recognize the research and creative achievement of the FY 2022 Featured Awards recipients who collaborate locally and nationally to drive DePaul's innovation and impact.



Molly Andolina



Luciano Berardi



Fernando DeMaio



Lucia Dettori




Isuru Godage



Kathryn Grant



Peter Hastings



Zhen Huang



Leonard Jason



Joseph Mikels



Orson Morrison



Antonio Polo



Mark Potosnak



Barbara Rieckhoff



Filipo Sharevski



Margaret Storey



Charles Wurtz bach



John Zeigler

AWARD TRENDS

In FY 2022, DePaul University received 151 new and continuation awards from external funding agencies; revenue from sponsored projects totaled \$10,707,434 in FY 2022. This revenue total includes \$8,262,340 in new award dollars and \$2,445,094 in FY 2022 continuation funding. Continuation funding occurs when a funding agency makes an award commitment to the institution, but transfers the award dollars to the institution, incrementally, typically in annual installments based on satisfactory technical progress on a project. Continuation dollars are counted by DePaul as award volume in the year in which the funds are actually received, rather than at time of initial award notice projecting future receipt of such funds. In comparison to FY 2021, the number of new and continuation awards received in FY 2022 increased 5.6% from 143 to 151 while overall award revenue decreased an estimated 3.3% from \$11,078,475 to \$10,707,434.

AWARDS BY PURPOSE

While extramural awards received by DePaul in FY 2022 cover a broad spectrum of activities, as detailed in Table 2.1, research-related activities account for the preponderance of this year's support. An estimated 86% of the 151 awards received by DePaul University in FY 2022 were in support of research. Similarly, 69% of the \$10.7M in funds awarded to the University in FY 2022 supported research activities. Academic Program support accounted for \$2.9M, or 27.2%, of funds received in FY 2022, while support for Public Service initiatives accounted for \$400.7K, or an estimated 3.7%, of funds received in FY 2022.

AWARDS BY SOURCE

DePaul University, like other academic institutions, relies on funding from a variety of sources, including the federal government, state, municipal agencies, as well as private sources of support such as associations,

corporations, foundations, and other organizations to support its sponsored activities.

As summarized in Table 2.2, in FY 2022, public agencies accounted for 55% of sponsored project funding, or \$5,889,994; private sources accounted for 45%, or \$4,817,440, of funds received. The federal government has consistently been the single largest contributor to funding at DePaul, providing an estimated 46% of the \$10.7 M in support received in FY 2022, and 83% or \$4.9M of the awarded public share (Table 2.3).

Table 2.2: FY2022 Awards By Type

Type	Award #	Award \$
Public	52	\$5,889,994
Private	99	\$4,817,440
TOTAL	151	\$10,707,434

AWARDS BY UNIT

As indicated in Table 2.4, seven of DePaul's ten Colleges received sponsored project funding in FY 2022, as did several University administrative units.

Table 2.3 FY2022 Awards Public Detail

Type	Award #	Award \$
Federal	24	\$4,909,841
Municipal	25	\$757,153
State	3	\$223,000
TOTAL	52	\$5,889,994

Table 2.1: FY2022 Awards by Purpose

Purpose	Award #	%	Award \$	%
Research	130	86%	\$7,389,862	69.0%
Academic Programs	9	6%	\$2,910,792	27.2%
Public Service	10	7%	\$400,780	3.7%
Instruction	2	1%	\$6,000	0.1%
TOTAL	151	100%	\$10,707,434	100%

The College of Science and Health (CSH) is the most prominent DePaul recipient of sponsored project funding in FY 2022. The dollar share of CSH's FY 2022 award volume totaled \$3,773,144, or 35.24% of the University's total award volume of \$10,707,434, down from a 48.3% share in FY 2021. The College of Liberal Arts and Social Sciences (27.49%), and College of Computing and Digital Media (20.73%) also

contributed substantively to the University's award revenue in FY 2022. By comparison, the share of total award revenue of these two colleges was 7.7% and 16.9%, respectively, in FY 2021. In FY 2022, the College of Education (7.44%), the College of Business (4.13%), the College of Law (1.81%) and the College of Communication (0.05%) each also contributed to award revenue.

Table 2.4: FY 2022 Awards by Unit

Unit	Award #	%	Award \$	%
College of Business	12	7.95%	\$442,500	4.13%
College of Communication	2	1.32%	\$5,000	0.05%
College of Computing & Digital Media	27	17.88%	\$2,220,157	20.73%
College of Education	23	15.23%	\$796,675	7.44%
*College of Law	3	1.99%	\$190,648	1.78%
*College of Liberal Arts & Social Sciences	16	10.60%	\$2,943,385	27.49%
College of Science & Health	62	41.06%	\$3,773,144	35.24%
School for Continuing & Professional Studies	0	0.00%	\$0	0.00%
School of Music	0	0.00%	\$0	0.00%
The Theatre School	0	0.00%	\$0	0.00%
Administrative Units	6	3.97%	\$335,925	3.14%
TOTAL	151	100%	\$10,707,434	100%

***Technical Note:** One award received in FY 2022, includes distinct components for two academic units. Award Number for this initiative is reported in the LAS total in Table 2.4; award volume for each unit's component of the award is recorded in their respective academic unit total.

AWARDS BY SOURCE OF SUPPORT

Extramural New and Continuation Awards

	AGENCY	AMOUNT	NUMBER
Federal Agencies	Library of Congress	\$83,702	1
	National Aeronautics and Space Adm.	\$72,857	1
	National Institutes of Health	\$2,420,500	6
	National Science Foundation	\$986,448	8
	National Security Agency	\$699,668	1
	Substance Abuse and Mental Health Services Adm.	\$60,000	1
	U.S. Department of Education	\$473,520	2
	U.S. Department of Health and Human Services	\$2,942	1
	U.S. Department of Homeland Security	\$53,874	1
	U.S. Department of State	\$56,330	2
	Subtotal	\$4,909,841	24
Municipal Agencies	Chicago Board of Education	\$300,183	15
	Chicago Department of Public Health	\$33,437	2
	Community Mental Health Board of Oak Park Township	\$296,533	6
	Oak Park Elementary School District 97	\$90,000	1
	Subtotal	\$720,153	24
State Agencies	Illinois Board of Higher Education	\$55,000	1
	Illinois Criminal Justice Information Authority	\$157,816	3
	Illinois State Board of Education	\$168,000	1
	Subtotal	\$380,816	5
Corporations	Abbott Laboratories	\$36,000	2
	Anonymous	\$0	1
	Boeing	\$125,000	1
	Robert Bosch, LLC	\$6,000	1
	DragonSpears, Inc.	\$72,600	2
	Facebook	\$0	1
	Kimberly-Clark Corporation	\$49,900	1
	M. Holland Company	\$122,000	2
	MindXplorer (Beijing) Education and Culture Exchange	\$19,100	4
	Motorola	\$35,000	1
	RJW Logistics, Inc.	\$15,000	1
	Subtotal	\$480,600	17
Foundations	Barat Education Foundation	\$10,000	1
	The Lynde and Harry Bradley Foundation	\$17,800	1
	The Annie E. Casey Foundation	\$60,000	1

Chicago Bar Foundation	\$7500	1
The Chicago Community Foundation	\$40,000	2
The Chicago Community Trust	\$50,000	1
CME Group Foundation	\$150,000	1
Julian Grace Foundation	\$101,312	1
The Japan Foundation, Los Angeles	\$7,300	1
Lawyer's Trust Fund of Illinois	\$26,534	1
Robert R. McCormick Foundation	\$125,000	1
The Mellon Foundation	\$1,993,000	1
Polk Bros. Foundation	\$100,000	1
RRF Foundation for Aging	\$100,000	1
Teagle Foundation	\$285,000	1
Terra Foundation for American Art	\$50,000	1
Subtotal	\$3,123,446	17

**Other
Organizations**

American Medical Association	\$258,906	1
Archdiocese of Chicago	\$43,000	5
Communities United	\$25,000	1
Data Across Sectors for Health	\$22,000	2
DePaul University	\$0	22
The Fulbright Foundation of Greece	\$15,800	1
Illinois Humanities	\$6,100	1
Immaculate Conception School	\$3,500	1
Indiana University	\$5,000	1
Infant Jesus of Prague School	\$6,000	1
Jumpstart for Young Children Inc.	\$79,825	1
Little Black Pearl	\$2,500	1
Local Initiatives Support Corporation	\$77,000	2
Mathematical Association of America	\$31,358	1
National Great Rivers Research & Education Center	\$50,727	1
Neighborhood Housing Services of Chicago	\$25,500	1
New York University	\$23,798	1
Noble Network of Charter Schools	\$9,500	1
The Resurrection Project	\$95,000	1
The Salk Institute for Biological Studies	\$0	1
Saturday Place	\$67,650	1
Sinai Health System	\$0	2
Sinai Urban Health Institute	\$36,000	2
Society of Toxicology	\$1,500	1

Other Organizations <i>Continued</i>	Southwest Organizing Project	\$12,500	1
	Springboard to Success	\$161,450	4
	Students Learn Students Vote	\$5,000	1
	United Way of Metropolitan Chicago	\$15,000	1
	Universita degli Studi di Verona	\$7,964	1
	Vanderbilt University Medical Center	\$0	2
	Subtotal	\$1,092,578	64
TOTAL		\$10,707,434	151

Technical Note: Entries include zero-dollar value awards that did not request funds from a sponsor. These may be agreements in which DePaul is providing cost share only, or agreements related to Data and/or Material Transfer, Facilities Use, and Nondisclosure, etc. Entries also include one agreement that DePaul University agreed to manage, as fiscal agent, for another non-profit entity.

INDIVIDUAL AWARD LISTINGS

Extramural New and Continuation Awards

Adelakun, Olayele; Abbott Laboratories; *Master Contract for Professional Services*; 2/7/2019-2/7/2022; \$0

Adelakun, Olayele; Abbott Laboratories; *Computer Vision*; 4/20/2022-9/7/2022; \$36,000

Adelakun, Olayele; Anonymous; *Non-Disclosure and Confidentiality Agreement*; 4/12/2022-4/12/2027; \$0

Adelakun, Olayele; Bosch; *The ProCOM + Price Elasticity Project*; 3/4/2021-4/30/2021; \$6,000

Adelakun, Olayele; DragonSpears, Inc.; *Data Science Services*; 12/1/2021-5/31/2022; \$57,600

Adelakun, Olayele; DragonSpears, Inc.; *Smallwood UI/UX Project*; 3/14/2022-4/29/2022; \$15,000

Adelakun, Olayele; Kimberly-Clark Corporation; *Innovation Consulting Services*; 12/10/2021-12/9/2022; \$49,900

Adelakun, Olayele; M. Holland Company; *Business Analyst Services*; 7/1/2021-1/31/2022; \$72,000

Adelakun, Olayele; M. Holland Company; *Business Analyst Services*; 2/1/2022-7/31/2022; \$50,000

Adelakun, Olayele; RJW Logistics Group; *RJW Edge Dashboard*; 5/24/2021-8/9/2021; \$15,000

Albiol, Sioban; Julian Grace Foundation; *Improving Frameworks for Immigration and Asylum through Legal Service, Research, and Advocacy*; 12/1/2021-12/1/2022; \$51,314

Albiol, Sioban; Lawyer's Trust Fund of Illinois; *Legal Resources Project*; 1/1/2022-12/31/2022; \$26,534

Albiol, Sioban; The Resurrection Project; *Illinois Access to Justice Capacity Building & Technical Assistance*; 7/1/2021-6/30/2022; \$95,000

Alderden, Megan; U.S. Department of Homeland Security; *Illinois Targeted Violence and Terrorism Prevention*; 10/1/2021-9/30/2023; \$53,874

Andolina, Molly; Teagle Foundation; *Liberal Studies, the Social Contract, and Lived Civics: Engaging Undergraduates*; 1/1/2021-12/31/2024; \$285,000

Bathje, Molly; U.S. Department of Health and Human Services; *Partnering with Persons with Intellectual and Developmental Disabilities to*

Improve Health Care Outcomes; 4/25/2022-8/31/2022; \$2,942

Beck-Winchatz, Bernhard; National Aeronautics and Space Administration; *DePaul University NASA-based Courses for Middle School*; 4/10/2020-4/9/2022; \$72,857

Bell, Margaret; Society of Toxicology; *Adolescent microglial vulnerability PCBs*; 7/1/2022-6/30/2023; \$1,500

Bell, Margaret; The Salk Institute for Biological Studies; *Simple Letter Agreement for the Transfer of Materials*; 9/7/2021-present; \$0

Berardi, Luciano; U.S. Department of Education; *DePaul University Student Support Services Program*; 9/1/2021-8/31/2022; \$321,822

Brown, Summer; Students Learn Students Vote; *Vote DePaul*; 10/1/2021-8/31/2022; \$5,000

Bruce, Douglas; Chicago Department of Public Health; *Healthy Chicago Survey: COVID Impact Survey*; 1/1/2021-12/31/2021; \$33,437

Bruce, Douglas; Chicago Department of Public Health; *Master Agreement Number 888-21-04-29*; 1/1/2021-present; \$0

Catlett, Beth; Illinois Criminal Justice Information Authority; *Take Back the Halls: Ending Violence in Relationships and Schools*; 2/1/2022-6/30/2022; \$44,700

Chikamatsu, Nobuko; Japan Foundation; *Collaborative Pedagogy Across Languages, Disciplines, Communities, and Borders: A Transdisciplinary Approach to Chinese and Japanese Language Teaching*; 10/1/2021-3/15/2022; \$7,300

Close, Samantha; Facebook; *Data for Good License Agreement*; 8/18/2021-2/22/2022; \$0

Coll, Alberto; The Lynde and Harry Bradley Foundation, Inc.; *Course on the Constitution and American Foreign Policy*; 8/16/2021-12/17/2021; \$17,800

De Maio, Fernando; American Medical Association; *Joint Appointment Agreement*; 5/1/2022-4/30/2024; \$258,906

Dettoni, Lucia; CME Group Foundation; *Impact of CPS Computer Science Graduation Policy on Student Access and Outcomes*; 8/1/2021-7/31/2022; \$150,000

Dettori, Lucia; National Science Foundation; *Collaborative Research: CAFECs: Developing Equitable Computer Science Pathways from High School to College*; 10/1/2021-9/30/2024; \$186,192

Dunignan, James; Terra Foundation; *Stockyard Institute's Family Programs at DPAM*; 3/1/2022-12/31/2023; \$50,000

Flett, Heather; Illinois Criminal Justice Information Authority; *Take Back the Halls: Ending Violence in Relationships and Schools*; 2/1/2022-6/30/2022; \$113,116

Flores, Michael; Springboard to Success; *Become a Filmmaker*; 5/1/2022-9/30/2022; \$68,850

Flores, Michael; Springboard to Success; *Next Level Photography*; 5/1/2022-9/30/2022; \$39,136

Flores, Michael; Springboard to Success; *Supplement to How to Become a Filmmaker*; 6/15/2021-5/31/2022; \$20,000

Flores, Michael; Springboard to Success; *TV & Movie Scripts 101*; 5/1/2022-9/30/2022; \$33,464

Godage, Isuru; National Science Foundation; *NRI/Collaborative Research: Robust Design and Reliable Autonomy for Transforming Modular Hybrid Rigid-Soft Robots*; 3/1/2022-2/28/2025; \$281,645

Gonzalez-Aviles, Gabriela; National Science Foundation; *MRSEC: Center for Multifunctional Materials*; 9/1/2021-8/31/2022; \$42,989

Greeson, Megan; Illinois Criminal Justice Information Authority; *Data Use Agreement Between The Illinois Criminal Justice Information Authority and DePaul University*; 6/21/2021-3/31/2022; \$0

Hague, Euan; United Way of Metropolitan Chicago; *Nonprofit Management Training Program*; 7/1/2021-6/30/2022; \$15,000

Hastings, Peter; U.S. Department of Education; *DePaul University School of Computing, Graduate Assistance in Areas of National Need*; 10/1/2021-9/30/2024; \$151,698

Huang, Zhen; National Science Foundation; *CRII: SaTC: Towards Detecting and Mitigating Vulnerabilities*; 7/1/2022-6/30/2024; \$174,900

Jabon, David; Chicago Board of Education; *CPS PO #3837685A 0 for Algebra Cohort Tuition*; 10/5/2021-8/31/2022; \$36,300

Jabon, David; Chicago Board of Education; *CPS PO #3906197A 0: STEM 483 Algebra for Middle School*

Teachers 3, Spring 2022 4/19/2022-8/31/2022; \$33,275

Jabon, David; Chicago Board of Education; *RFQ for Professional Learning Services Specification No. 21-013*; 6/1/2021-5/31/2024; \$0

Jason, Leonard; National Institutes of Health; *Maintenance and Incidence of ME/CFS following Mono*; 12/1/2021-11/30/2022; \$504,186

Jason, Leonard; National Institutes of Health; *Maintenance and Incidence of ME/CFS following Mono*; 12/1/2021-11/30/2022; \$56,018

Johnson, Laura-Caroline; Illinois Humanities; *DePaul Art Museum's Remaking the Exceptional: Tea, Torture, and Reparations*; 9/1/2021-10/31/2022; \$6,100

Kiel, Donna; Archdiocese of Chicago; *Catholic Identity Social Justice Micro-Credential Program*; 10/15/2022-5/30/2022; \$2,500

Kiel, Donna; Archdiocese of Chicago; *New Leader Leadership Program Micro-credential*; 9/15/2021-5/1/2022; \$10,000

Kiel, Donna; Archdiocese of Chicago; *Professional Development Program – Creating Inclusive Culture of Success*; 8/1/2021-5/1/2022; \$2,000

Kiel, Donna; Archdiocese of Chicago; *Racial Justice Program*; 8/1/2021-6/30/2022; \$23,500

Kiel, Donna; Archdiocese of Chicago; *Racial Justice Training*; 9/1/2021-6/1/2022; \$5,000

Kiel, Donna; Barat Education Foundation; *Digitization of Our American Voice Lessons*; 9/30/2021-3/15/2022; \$10,000

Kiel, Donna; Chicago Board of Education; *CPS PO #3782118A 0*; 4/23/2021-8/31/2021; \$6,800

Kiel, Donna; Chicago Board of Education; *CPS PO #3785842A 0: Title IV, Inquiry PD and Summer Coaching for St Matthias School (69199)*; 5/3/2021-8/31/2021; \$2,500

Kiel, Donna; Immaculate Conception School; *Faculty PBL Professional Development Program*; 1/3/2022-6/1/2022; \$3,500

Kiel, Donna; Infant Jesus of Prague School; *Faculty Professional Development Program: STREAM Teaching Methods Micro-Credential*; 6/25/2021-1/1/2022; \$6,000

Kiel, Donna; Library of Congress; *TPS Racial Equity and Empowerment Middle School Students Project*; 10/1/2021-9/30/2022; \$83,702

Kiel, Donna; Little Black Pearl; *Post Secondary Project*; 1/23/2022-6/1/2022; \$2,500

Kiel, Donna; MindXplorer (Beijing) Education and Culture Exchange Co., Ltd.; *Teaching Creative Thinking*; 5/10/2022-8/10/2022; \$4,000

Kiel, Donna; MindXplorer (Beijing) Education and Culture Exchange Co., Ltd.; *Project Based Learning Teacher Training*; 5/15/2021-9/30/2021; \$10,000

Kiel, Donna; MindXplorer (Beijing) Education and Culture Exchange Co., Ltd.; *Project Based Learning Teacher Training*; 5/5/2022-9/30/2022; \$3,100

Kiel, Donna; MindXplorer (Beijing) Education and Culture Exchange Co., Ltd.; *Training in Online Teaching Practices*; 1/5/2022-3/5/2022; \$2,000

Kiel, Donna; Noble Network of Charter Schools; *Social Emotional Micro-Credential Program*; 3/1/2022-6/30/2022; \$9,500

Kim, Hyejin; Indiana University; *Understanding the Anti-Asian Social Media Content and Intervention Strategies*; 7/1/2021-8/31/2021; \$5,000

Kirin, Janine; DePaul University; *Animal Transfer Agreement*; 6/17/2022-present; \$0

LaMontagne, Jalene; National Science Foundation; *(REU Supplement) Collaborative Proposal: MRA: The influence of climatic dipoles on plant and animal populations at continental scales*; 6/15/2022-8/31/2022; \$10,399

Leon, Rosita Ivanova; U.S. Department of State; *Fullbright Specialist Program*; 10/8/2021-10/7/2023; \$0

Lewis, Andre; Illinois Board of Higher Education; *IBHE FY22 Diversifying Higher Education Faculty in Illinois Fellowships*; 7/1/2021-6/30/2022; \$55,000

Liechty, Karl; Mathematical Association of America; *National Research Experiences for Undergraduates Program*; 6/1/2022-8/31/2022; \$31,358

Malik, Tanu; National Science Foundation; *CAREER: Advanced Containers for Reproducibility in Computational and Data Science*; 6/1/2022-5/31/2023; \$98,036

Mertens, Alanna; Chicago Board of Education; *CPS PO# 3848815 o: Math Professional Development for Chicago Public Schools-CPS Department of STEM Skyline Training*; 9/15/2021-6/30/2022; \$9,568

Mertens, Alanna; Chicago Board of Education; *Math Professional Development for Chicago Public Schools-Network 12 PK-2*; 9/15/2021-6/30/2022; \$8,084

Mertens, Alanna; Chicago Board of Education; *Monthly Grade Band Professional Learning for K-8 Math Teachers with DePaul University*; 8/4/2021-6/30/2022; \$24,984

Mertens, Alanna; Chicago Board of Education; *Math Professional Learning for Beidler Elementary School The DePaul STEM Center Math Staff*; 8/23/2021-8/31/2022; \$7,381

Mikels, Joseph; National Institutes of Health; *Emotion, Aging, and Decision Making*; 3/15/2022-2/28/2023; \$463,563

Morrison, Orson; Chicago Board of Education; *CPS PO # 3821736 J o: DePaul Trauma & Self-Care Workshop*; 8/12/2021-8/12/2021; \$175

Morrison, Orson; Chicago Board of Education; *Master Agreement for Social Emotional Learning Services*; 9/1/2021-6/30/2024; \$0

Morrison, Orson; Chicago Board of Education; *Task Order for Social, Emotional and Learning Direct Services Dunbar High School*; 8/30/2021-6/14/2022; \$5,000

Morrison, Orson; Community Mental Health Board of Oak Park Township; *Business Associates Agreement*; 9/22/2021-3/31/22; \$0

Morrison, Orson; Community Mental Health Board of Oak Park Township; *Business Associates Agreement*; 3/18/2022-3/31/23; \$0

Morrison, Orson; Community Mental Health Board of Oak Park Township; *Funding Guidelines*; 4/13/22-open; \$0

Morrison, Orson; Community Mental Health Board of Oak Park Township; *Funding Parameters*; 4/1/22-3/31/23; \$0

Morrison, Orson; Community Mental Health Board of Oak Park Township; *Electronic Medial Record System*; 8/1/2021-6/30/2022; \$4,000

Morrison, Orson; Community Mental Health Board of Oak Park Township; *Mindfulness Matters: Resiliency Skills for Anxiety, Depression and Executive Functioning*; 4/1/2022-3/31/2023; \$292,533

Morrison, Orson; Oak Park Elementary School District 97; *School-Based Mental Health Support*; 1/31/2022-12/31/2022; \$90,000

Papadopoulos, Alex; The Fulbright Foundation in Greece; *Managing Threats to Cultural Heritage in the Anthropocene-at-Risk*; 2/15/2023-6/15/2023; \$15,800

Polo, Antonio; The Annie E. Casey Foundation; *Support scaling plans for Act and Adapt*; 8/1/2021-12/31/2022; \$60,000

Polo, Antonio; Chicago Board of Education; *CPS PO #3893050S o: Task Order for Social Emotional Learning--Act & Adapt*; 3/29/2022-6/30/2022; \$150,865

Polo, Antonio; Saturday Place; *Act & Adapt at Saturday Place: Addressing the Socio-Emotional Needs of Low-Income Elementary Aged Students*; 8/1/2021-9/30/2023; \$67,650

Polo, Antonio; Substance Abuse and Mental Health Services Administration; *Evaluation of Culturally Relevant Tiered Interventions*; 10/1/2021-9/30/2022; \$60,000

Potosnak, Mark; National Science Foundation; *Collaborative Research: HDR DSC: The Metropolitan Chicago Data Science Corps (MCDC): Learning from Data to Support Communities*; 9/1/2021-8/31/2024; \$170,287

Stan Raicu, Daniela; Vanderbilt University Medical Center; *All of Us Research Program-Data Use and Registration Agreement*; 8/23/2021-8/22/2024; \$0

Stan Raicu, Daniela; Vanderbilt University Medical Center; *All of Us Research Program Rider for Controlled Tier Access*; 11/12/2021-8/22/2024; \$0

Stan Raicu, Daniela; Sinai Health System; *Data Use Agreement for Limited Data Sets*; 12/7/2021-12/6/2024; \$0

Reyna, Christine; New York University; *Graduate Student Support*; 9/1/2021-8/31/2022; \$23,798

Rieckhoff, Barbara; Chicago Board of Education; *CPS PO# 3841168 A o for Principal Licensure Program*; 7/1/2021-8/31/2021; \$9,575

Rieckhoff, Barbara; Chicago Board of Education; *CPS PO# 3817090 o for Principal Licensure Program*; 7/1/2021-8/31/2021; \$5,677

Rieckhoff, Barbara; Illinois State Board of Education; *New Principal Mentoring Program*; 10/19/2021-8/31/2022; \$168,000

Robinson, W. LaVome; DePaul University; *Confidentiality Agreement with University of Chicago for services of K. Keenan*; 9/1/2019-present; \$0

Robinson, W. LaVome; DePaul University; *Investigator Confidentiality Agreement for Sally Lemke*; 9/1/2019-present; \$0

Robinson, W. LaVome; DePaul University; *Investigator Confidentiality Agreement for Christopher Whipple, Ph.D.*; 9/1/2019-present; \$0

Robinson, W. LaVome; DePaul University; *Project Staff and Volunteer Confidentiality Agreement for Marc Atkins*; 1/15/2021-present; \$0

Robinson, W. LaVome; DePaul University; *Project Staff and Volunteer Confidentiality Agreement for Ada Blasdel*; 10/29/2021-present; \$0

Robinson, W. LaVome; DePaul University; *Project Staff and Volunteer Confidentiality Agreement for Justin Boyd*; 10/25/2021-present; \$0

Robinson, W. LaVome; DePaul University; *Project Staff and Volunteer Confidentiality Agreement for Myrmie Brown*; 3/21/2022-present; \$0

Robinson, W. LaVome; DePaul University; *Project Staff and Volunteer Confidentiality Agreement for Colleen Bryant*; 10/18/2021-present; \$0

Robinson, W. LaVome; DePaul University; *Project Staff and Volunteer Confidentiality Agreement for Sydryl Denla*; 10/18/2021-present; \$0

Robinson, W. LaVome; DePaul University; *Project Staff and Volunteer Confidentiality Agreement for Serena Etcheson*; 10/18/2021-present; \$0

Robinson, W. LaVome; DePaul University; *Project Staff and Volunteer Confidentiality Agreement for Kateri Evans*; 9/1/2019-present; \$0

Robinson, W. LaVome; DePaul University; *Project Staff and Volunteer Confidentiality Agreement for Caleb Flack*; 9/1/2019-present; \$0

Robinson, W. LaVome; DePaul University; *Project Staff and Volunteer Confidentiality Agreement for Natalie Hernandez*; 11/1/2021-present; \$0

Robinson, W. LaVome; DePaul University; *Project Staff and Volunteer Confidentiality Agreement for Anna Huebner*; 10/18/2021-present; \$0

Robinson, W. LaVome; DePaul University; *Project Staff and Volunteer Confidentiality Agreement for Nicole Mavrogeorge*; 7/5/2021-present; \$0

Robinson, W. LaVome; DePaul University; *Project Staff and Volunteer Confidentiality Agreement for Leonie Mbouguea*; 10/18/2021-present; \$0

Robinson, W. LaVome; DePaul University; *Project Staff and Volunteer Confidentiality Agreement for Lauren Parks*; 3/16/2022-present; \$0

Robinson, W. LaVome; DePaul University; *Project Staff and Volunteer Confidentiality Agreement for Haley Seaman*; 6/16/2021-present; \$0

Robinson, W. LaVome; DePaul University; *Project Staff and Volunteer Confidentiality Agreement for Taylor Swenski*; 8/23/2021-present; \$0

Robinson, W. LaVome; DePaul University; *Project Staff and Volunteer Confidentiality Agreement for Thomas Weiss*; 2/28/2022-present; \$0

Robinson, W. LaVome; DePaul University; *Project Staff and Volunteer Confidentiality Agreement for Michelle Wright*; 2/28/2022-present; \$0

Robinson, W. LaVome; National Institutes of Health; *Preventing Suicide in African American Adolescents*; 7/1/21-6/30/23; \$1,371,959

Schober, Daniel; Data Across Sectors for Health; *DASH Asset-Based Community Development (ABCD) Cohort Program*; 2/1/2022-8/1/2022; \$20,000

Schober, Daniel; Data Across Sectors for Health; *Research Activism for Youth Voice: A Collaboration between Kids Off the Block & The Chicago Gun Violence Research Collaborative*; 12/22/2021-1/31/2022; \$2,000

Schober, Daniel; Sinai Urban Health Institute; *Chicago Gun Violence Research Collaborative*; 12/1/2021-6/2/2022; \$21,000

Schwieterman, Joseph; National Great Rivers Research and Education Center, Lewis and Clark Community College; *Contract Between DePaul University Chaddick Institute for Metropolitan Development and The National Great Rivers Research and Education Center a Unit of Lewis and Clark Community College*; 1/11/2022-6/30/2022; \$50,727

Settimi, Raffaella; U.S. Department of State; *Forging Strategic Data Science & AI Partnerships between Korea and the United States*; 12/24/2021-6/30/2022; \$56,330

Sharevski, Filipo; National Security Agency; The National Cybersecurity Teaching Academy; 9/8/2021-12/31/2023; \$699,668

Shelby, Quinetta; National Science Foundation; *Illinois LSAMP STEM Pathway and Research Alliance (ILSPRA)*; 9/1/2021-8/31/2022; \$22,000

Smith, Geoff; Urban Land Institute Chicago; *Data Mapping to Support Policy Conversations on Repurposing Mixed-Use Parcels in Chicago Neighborhoods*; 6/1/2022-8/31/2022; \$5,000

Soderback, Fanny; Università degli Studi di Verona; *ChoreoCare: Choreographies of Vulnerability: Towards a New Public Ethics of Care*; 3/1/2022-12/31/2023; \$7,964

Spurlark, Roxanne; National Institutes of Health; *All of Us Research Program*; 12/1/2021-5/31/2022; \$3,000

Storey, Margaret; Julian Grace Foundation; *Improving Frameworks for Immigration and Asylum through Legal Service, Research, and Advocacy*; 12/1/2021-12/1/2022; \$49,998

Storey, Margaret; The Mellon Foundation; *The Humanities of Healing and Restoration: A Social Transformation Research Collaborative*; 10/1/2021-12/31/2024; \$1,993,000

Tchoua, Roselyne; National Institutes of Health; *ASpirin in Reducing Events in the Elderly - eXTension*; 3/1/2022-4/30/2022; \$21,774

Tchoua, Roselyne; Sinai Health System; *Business Associate Agreement*; 3/4/2022-present; \$0

Tchoua, Roselyne; Sinai Urban Health Institute; *Equity Research Fellowship*; 1/1/2022-12/31/2022; \$15,000

Ustun, Ilyas; Motorola Solutions Foundation; *Motorola Solutions Scholars Program: A Deep Investment in Diverse Data Science Talent*; 1/1/2022-12/31/2022; \$35,000

Wurtzebach, Charles; Chicago Bar Foundation; *Identifying Target Areas for Eviction Outreach*; 9/1/2021-10/31/2021; \$7,500

Wurtzebach, Charles; Chicago Community Foundation; *Data Support and TA for Elevated Chicago*; 5/1/2022-4/30/2023; \$25,000

Wurtzebach, Charles; Chicago Community Foundation; *Knowledge Sharing Working Group*; 5/1/2022-4/30/2023; \$15,000

Wurtzebach, Charles; Chicago Community Trust; *Explaining the Cook County Scavenger Sale Process*; 12/10/2021-12/10/2022; \$50,000

Wurtzebach, Charles; Communities United; *Technical Assistance to Communities United*; 2/1/2021-12/31/2021; \$25,000

Wurtzebach, Charles; Local Initiatives Support Corporation; *Technical Assistance to the Micro Market Recovery Program*; 2/1/2021-12/31/2021; \$37,000

Wurtzebach, Charles; Local Initiatives Support Corporation; *Technical Assistance to the Micro*

Market Recovery Program; 1/1/2022-12/31/2022; \$40,000

Wurtzebach, Charles; Neighborhood Housing Services of Chicago; *Technical Assistance to Neighborhood Housing Services; 4/1/2022-3/31/2023; \$25,500*

Wurtzebach, Charles; Polk Bros. Foundation; *Data Development and Technical Assistance; 1/1/2022-12/31/2023; \$100,000*

Wurtzebach, Charles; RRF Foundation for Aging; *Applied Research and Assistance to Understand the State of Housing for Chicago's Older Adults; 7/1/2022-6/30/2023; \$100,000*

Wurtzebach, Charles; Southwest Organizing Project; *SWOP Data Dashboard; 6/1/2022-5/31/2023; \$12,500*

Zeigler, John; Boeing; *Multi-Faith Veteran Initiative: Woman Veterans Wellness Project Phase III; 1/1/2022-12/31/2022; \$125,000*

Zeigler, John; Jumpstart for Young Children, Inc.; *Jumpstart 2022; 9/1/2021-8/31/2022; \$79,825*

Zeigler, John; The Robert R. McCormick Foundation; *Multi-Faith Veteran Initiative; 1/3/2022-1/2/2023; \$125,000*



SECTION III: INTRAMURAL SUBMISSIONS AND AWARDS

ORS administers intramural grants awarded by the University Research Council (URC), Quality of Instruction Council (QIC), Public Service Council (PSC) and Academic Growth and Innovation Fund (AGIF). These grant programs are used to support the research, teaching, and service activities of faculty members across the University. Similar to Sections I and II, the number of proposals/ awards and the level of funding associated with them are used as the metrics in Section III.

SUMMARY

Intramural research funding is designed to support the individual scholar with an innovative idea in a traditionally underfunded area of research, or the scholar who needs monetary assistance in bringing a preliminary scholarly, instructional, or creative activity to fruition. DePaul University's Office of Research Services

confers intramural awards through the three Councils: URC, QIC, and PSC. Proposals submitted to the Councils are peer reviewed and recommended for award by the vote of Council Members. In FY 2022, the Councils conferred 78 intramural awards totaling \$358,612.

Additional intramural funding is made available to DePaul academic units through the Academic Growth and Innovation Fund (AGIF), and the Undergraduate Research Assistant Program (URAP). AGIF grants support innovative ideas that will generate institutional revenue; URAP funds are provided as block grants to academic units in support of undergraduate research assistance.

The FY 2022 distribution of funds by the Councils, AGIF and URAP are detailed in the following subsections.

University Research Council

The URC supports the faculty's research, scholarship and creative activities through competitive grants and leaves. In addition to helping faculty maintain their intellectual vitality, the grants and leaves are intended as a stepping-stone for securing external funding. The URC received 76 proposals totaling \$378,129 in FY 2022; the Council conferred 58 awards totaling \$270,751.

Public Service Council

The PSC assists faculty in incorporating meaningful public service and service learning into DePaul University coursework. The Council currently supports grant programs for instruction and research as well as a series of annual faculty awards for service. The PSC did not receive any proposals in FY 2022, and accordingly made no awards.

Quality of Instruction Council

The QIC supports faculty efforts to enhance the curricular offerings of DePaul University. QIC received 24 proposals totaling \$111,841 in FY 2022. The Council conferred 20 awards totaling \$ 87,861.

COUNCIL SUPPORT

Table 3.1, FY 2022 Requests/Awards by Council, details the total number of proposal submissions to the three Councils along with the total dollar value of funds requested. The number of awards conferred by each Council in FY 2022, and the aggregate dollars awarded are also detailed in Table 3.1. Similar to extramural funding, most Council intramural funding, an estimated 75.5% of funds awarded in FY 2022, were for research projects supported by the URC.

Faculty from all ten of DePaul's colleges applied for intramural Council funding in FY 2022, while nine of the ten colleges' faculty were recipients of intramural awards. College of Science and Health (CSH) faculty submitted 30% of all proposals and received 29.5% of FY 2022 awards (Table 3.2). The College of Liberal Arts and Social Sciences (LAS) and the College of Computing and Digital Media (CDM) followed with an estimated 20% and

Table 3.1: FY 2022 Requests/Awards by Council

Council	PROPOSALS				AWARDS			
	Proposal #	%	\$ Requested	%	Award #	%	\$ Awarded	%
PSC	0	0.0%	\$0	0.0%	0	0.0%	\$0	0.0%
QIC	24	24.0%	\$111,841	22.8%	20	25.6%	\$87,861	24.5%
URC	76	76.0%	\$378,129	77.2%	58	74.4%	\$270,751	75.5%
TOTAL	100	100%	\$489,970	100%	78	100%	\$358,612	100%

Technical Note: Dollar amounts include stipend payments to faculty involved in grant projects, as well as budget transfers for course releases that are not included in proposal and award budgets.

Table 3.2: FY 2022 Council Grant Funds Requested/Awarded by Unit

Unit	Proposal #	%	\$ Requested	%	Award #	%	\$ Awarded	%
BUS	6	6.0%	\$28,800	5.9%	5	6.4%	\$22,800	6.4%
CDM	18	18.0%	\$80,530	16.4%	13	16.7%	\$61,030	17.0%
CMN	8	8.0%	\$47,445	9.7%	6	7.7%	\$27,945	7.8%
CSH	30	30.0%	\$179,870	36.7%	23	29.5%	\$121,471	33.9%
EDU	6	6.0%	\$27,800	5.7%	5	6.4%	\$20,300	5.7%
LAS	20	20.0%	\$79,145	16.2%	15	19.2%	\$62,186	17.3%
LAW	1	1.0%	\$3,500	0.7%	0	0.0%	\$0	0.0%
MUS	5	5.0%	\$18,480	3.8%	5	6.4%	\$18,480	5.2%
SCPS	2	2.0%	\$9,050	1.8%	2	2.6%	\$9,050	2.5%
TTS	4	4.0%	\$15,350	3.1%	4	5.1%	\$15,350	4.3%
TOTAL	100	100%	\$489,970	100%	78	100%	\$358,612	100%

18% of proposals and 19.2% and 16.7% of FY2022 awards, respectively. Other units were each responsible for less than 10% of proposals

submitted to the Councils; as expected given submission levels, each received less than 10% of Council conferred awards.

AGIF SUPPORT

The Academic Growth and Innovation Fund supports innovative academic ideas that will positively impact DePaul University’s revenue within the next three years. The term “idea”, in reference to this Fund, was broadly conceived at time of program inception, to allow applicants maximum latitude in program conception and stage of project implementation. In FY 2022, the Fund directly supported three new projects with awards totaling \$350,319. Table 3.3 details AGIF funding by Unit in FY 2022. Noteworthy, some AGIF initiatives receive multi-year support and/ or institutional support from sources beyond this Fund that are not recorded in this table.

URAP SUPPORT

The University’s Undergraduate Research Assistant Program (URAP), which offers students a unique opportunity to work with a faculty member, or group of faculty, on the planning and implementation of a research project through block grants to DePaul academic units continued in FY 2022, with the program providing a total of 143 units of student support. Nine of the University’s ten colleges participated in the URAP program in FY 2022. The URAP program enhances participating students’ overall academic experience at DePaul, by providing them with opportunities to collaborate with faculty members

Table 3.3: FY 2022 AGIF Grant Funds Awarded by Unit

Unit	Award #	%	\$ Awarded	%
College of Business	0	0.00%	\$0	0.0%
College of Communication	0	0.0%	\$0	0.0%
College of Computing & Digital Media	1	33.3%	\$99,341	28.4%
College of Education	0	0.0%	\$0	0.0%
College of Law	0	0.0%	\$0	0.0%
College of Liberal Arts & Social Sciences	1	33.3%	\$99,556	28.4%
College of Science & Health	1	33.3%	\$151,422	43.2%
School of Continuing and Professional Studies	0	0.0%	\$0	0.0%
School of Music	0	0.0%	\$0	0.0%
The Theatre School	0	0.0%	\$0	0.0%
Administrative Units	0	0.00%	\$0	0.0%
TOTAL	3	100%	\$350,319	100%

who conduct research, or other scholarly/creative activities, in disciplinary areas of their choosing. Similarly, it provides our faculty with the benefits of compensated research assistance in support of their scholarly endeavors. URAP program experience can prove to be an important asset to students embarking on careers that demand

research experience and/ or project management skills or supply an important breadth of knowledge to those who chose to pursue graduate or professional studies. The distribution of FY 2022 URAP units and associated funding, by academic unit, is detailed below in Table 3.4.

Table 3.4: FY 2022 URAP Funds Awarded by Unit

Unit	# Units	%	\$ Awarded	%
College of Business	28	19.6%	\$31,500	19.6%
College of Communication	9	6.3%	\$10,125	6.3%
College of Computing & Digital Media	31	21.7%	\$34,875	21.7%
College of Education	5	3.5%	\$5,625	3.5%
College of Law	0	0.0%	\$0	0.0%
College of Liberal Arts & Social Sciences	26	18.2%	\$29,250	18.2%
College of Science & Health	37	25.9%	\$41,625	25.9%
School of Continuing and Professional Studies	3	2.1%	\$3,375	2.1%
School of Music	2	1.4%	\$2,250	1.4%
The Theatre School	2	1.4%	\$2,250	1.4%
TOTAL	143	100%	\$160,875	100%

One unit equals 75 hours of student work per quarter

INDIVIDUAL AWARD LISTINGS

Intramural Awards

ACADEMIC GROWTH AND INNOVATION FUND AWARDS

Harvey, Miles; *DePaul's Blue Book: Best American High School Writing*; \$99,556

Huzaifa, Muhammed Umer; *Assisted Locomotion Laboratory*; \$99,341

Lippert, Julia; *Scientific Inquiry to Social Justice Action*; \$151,422

PUBLIC SERVICE COUNCIL AWARDS

No Awards Issued

QUALITY OF INSTRUCTION COUNCIL AWARDS

Abnee, Nina; *Podcast Workshop for Future Leaders in Advertising*; \$2,500

Badowski, Donna; *Creating an Unfolding Disaster Preparedness Virtual Simulation-Based Learning Experience*; \$4,575

Brink, Ann; *Preparation of New Course in Audition Preparation for Orchestral Musicians*; \$3,500*

Brown, Molly; *Certificate in Global Homelessness*; \$4,000

Bullard, Dexter; *Program Review of The Theatre School's New Two-Year Sequence of the MFA in Acting Program*; \$3,500

Conklin, Hilary; *Preparing Teachers for Equitable Civic Education Practices: Developing New Models for Controversial Issues Discussions in Coursework for Novice Social Studies Teachers*; \$3,500*

Elliott, Timothy; *Creating an Undergraduate Content Strategy Course*; \$3,500*

Ibata-Arens, Kathryn; *New Experiential Learning Course Silk Road Migrations: Peoples Across Space and Time*; \$10,000*

Iqbal, Zafar; *New Zealand Study Abroad Pre-Trip Planning to Improve Student Experience*; \$3,950

Kalchman, Mindy; *Support for Training to Teach in DePaul's Inside-Out Prison Exchange Program*; \$3,500*

Lewanski, Michael; *World Premier Recording of Thurman Barker's "Pandemic Fever: URGENT"*; \$5,000

Lippert, Julia; *Environmental Justice Service-Learning Course Development*; \$3,500*

Mills, Jeffrey; *2022 Greece Summer Acting Intensive*; \$3,350

Mondschean, Thomas; *Post-COVID 19 Investment and Economic Reform in Italy: Effects on Business Climate*; \$3,500

Norstrom, Eric; *Emphasizing the Art in STEAM to Create a Welcoming Science Curriculum*; \$7,500*

Sharevski, Filipo; *DaemonHacks: Developing a Comprehensive Cybersecurity Skillset through an Educational Competition*; \$5,000

Sparkes, Timothy; *Integrating Course-Based Undergraduate Research Experiences (CURE) into the Biology Curriculum*; \$7,486

Uysal, Nur; *Study Abroad Course Development Proposal: Global Fashion Public Relations and Contemporary Issues*; \$5,000

Zecker, Liliana; *Scaffolding Reflective Practice: Key Skill in Professional Educators*; \$3,500*

Zelenak, Lee; *Critical Foundations in Design Study Abroad Scouting Trip*; \$1,500

UNIVERSITY RESEARCH COUNCIL AWARDS

Aguirre, Windsor; *Environmental DNA (eDNA) Assessment of Freshwater Fishes from the Guayas River Basin Threatened by Coastal Incursion*; \$5,000

Alderden, Megan; *Community Resilience and the COVID-19 Pandemic*; \$4,950

Ali Vakeel, Khadija; *Multi-Objective Ethics-Aware Recommender Systems in Retailing*; \$6,000*

Ansari, Sina; *Using Post-Care Conversation to Improve Operational and Health Outcomes for Patients with Diabetes*; \$4,350

Anton, Theodore; *Programmable Planet: The Synthetic Biology Revolution, Fact-Checking*; \$3,600

Bell, Margaret; *Comparing Neonatal and Adolescent Microglial Proinflammatory Responses to Environmental Contaminant, PCB 153*; \$7,500*

- Bell, Margaret;** *Perinatal PCB Effects on Neuroimmune Responses to Adolescent Alcohol Exposure*; \$5,000
- Booth, Paul;** *A Celebration of Sherlock Holmes*; \$4,000
- Booth, Paul;** *Adventures in Space and Time: A Doctor Who Reader*; \$5,000
- Brink, Ann;** *Funds to Purchase Viola Bows*; \$3,500
- Brooke, Joanna;** *Evaluating the Effect of Combination Treatments on Stenotrophomonas Maltophilia and its Biofilms*; \$5,000
- Butler, Anne;** *Supporting First Year Special Educators' Implementation of HLPs*; \$4,800
- Bystriansky, Jason;** *Investigating the Impact of Microplastics Exposure on Fish Salinity Tolerance*; \$4,000
- Bystriansky, Jason;** *Salinity Tolerance of Poeciliid Fishes*; \$4,993
- Cadilhac, Michael;** *Finite Automata, Formal Logic, and Circuit Complexity: An Updated Textbook*; \$3,500
- Chu, Shu-Chuan;** *Diversity and Brand Activism in Advertising: Insights from Global Consumers and Industry Practitioners*; \$8,500*
- Connelly, Shayna;** *A Psychogeography of Mourning*; \$5,000
- Dean, John;** *Transport of Camalexin by the Arabidopsis ABC Transporter ABCC10*; \$5,000
- DeLancey, Mark;** *M-Art: A Contemporary Artist Collective in Nouakchott, Mauritania*; \$3,500
- Furst, Jacob;** *Federated Learning*; \$4,950
- Gardner-Huggett, Joanna;** *Contesting Rape and Demanding Safety: Ilona Granet's 1977 Performance*; \$1,185
- Girson, Matthew;** *Plot Structure Exhibition Catalog*; \$3,500
- Greeson, Megan;** *Advocates' Perceptions of Sexual Assault Survivors' Help-Attainment from the Civil Legal System*; \$7,481*
- Hastings, Peter;** *Reducing Foreign Language Anxiety with an Emotionally Intelligent Tutoring System*; \$1,813
- Heffernan, Megan;** *Resilient Books Funding Applications*; \$5,500**
- Hoot, Bradley;** *Real-Time Comprehension of Information Structure in Second-Language Spanish*; \$4,950
- Jones, Sara;** *First-Generation College Students in Music Education: A Narrative Study*; \$1,480
- Kanj, Iyad;** *Efficient Algorithms for the Multi-Agent Path-Finding Problem*; \$7,376*
- Kanj, Iyad;** *Stable Motion Planning for Continuum-Arm Robots & Clustering Incomplete Data*; \$5,500**
- Karver, Caitlin;** *Proteomic Analysis of a Covalent Caspase-1 Inhibitor*; \$5,000
- Kim, Hyejin;** *Does Women-Owned Business Branding Cue Help or Hurt the Brand? The Role of Gender Stereotype Knowledge and Service Type on Brand Perception and Evaluation*; \$2,945
- Kimble, Sara;** *Transnational Women's Refugee and Relief Work at Buchenwald*; \$5,500**
- Kimble, Sara;** *European Children at the Crossroad of Repatriation Politics: The Controversies and Control of French Child Survivors from the Nazi Concentration Camp at Buchenwald*; \$3,550
- Kipp, Jingjing;** *Fertility and Ovary Development in Mice with the Rara Gene Conditionally Knocked Out at Different Time Points*; \$5,000
- Kozlowski, Dorothy;** *Sex Differences in Behavioral Responses to Repeat Subconcussive Events- Manuscript Submission*; \$1,950
- LaMontagne, Jalene;** *Seed Production Patterns in a Community of Forest Trees*; \$5,000
- Lewanski, Michael;** *Ensemble Dal Niente Recording of New Works by Nicole Mitchell, Roscoe Mitchell, and a Devised Work Created by Ken Vandermark and Dal Niente Members*; \$5,000
- McMahon, Susan;** *National APA Task Force Study to Assess Violence against Educators*; \$8,500*
- Millan Brusslan, Elizabeth;** *Fichte's Practical Philosophy*; \$2,225
- Mills, Jeffrey;** *The Queens of Infinite Space*; \$5,000
- Mobasher, Bamshad;** *Using Recommender Systems to Help Revitalize Local News*; \$7,500
- Mongiat Farina, Caterina;** *An Edition in Translation of Isabella Andreini's Letters (1607)*; \$3,000
- Mourey, James;** *Protecting People from Predatory Cryptocurrency Investing*; \$5,000
- Ostrowski, Zachary;** *Rap Is Still an Art*; \$5,000
- Park-Johnson, Sung;** *Grammatical Development of Korean-English Bilingual Children*; \$5,000

Putnam, Cynthia; *User Experience (UX) Practice to Inform Human-Computer Interaction (HCI) Pedagogy*; \$4,991

Quinn, Kimberly; *What Do We Really Know about How Awe Impacts the Self*; \$3,991

Rajah, Talitha; *Cellular and Molecular Mechanism of Gold (I) Compounds on Cell Proliferation of MDA-MB-231 Breast Cancer Cells*; \$5,000

Ramaraj, Thiruvarangan; *Using Next Generation DNA Sequencing and Bioinformatics to Gain Insights into the Evolution and Adaptation of the Rainbow Characin genus Rhoadsia*; \$5,000

Rauvola, Rachel; *Representativeness in Occupational Health Psychology: A Review of Samples and Reporting in the Past Decade of Research*; \$7,500*

Ross, Kerry; *Geisha in Golden-Age American TV: Housewives, Enlightened Femininity and Democratized Domesticity in 1950s and 60s America*; \$3,953*

Sarma, Anuj; *Enlisting Masers to Understand High Mass Star Formation*; \$3,500*

Sharevski, Filippo; *Quishing: A Study of Phishing with Malicious QR Codes*; \$5,000

Shteir, Rachel; *Magnificent Disrupter*; \$3,500

Sigel, Lisa; *Four-Volume Set of Primary Sources on Pornography in Nineteenth-Century Britain*; \$3,500

Suarez, Bibiana; *De:Lata (What Gives Us Away) Exhibition Catalog*; \$3,823

Tchoua, Roselyne; *Addressing Health Inequities through Human-in-the-Loop Health Informatics: Leveraging the Population Health Workforce*; \$3,900

Vogt, Jessica; *How Does Stewardship Impact the Survival of Planted Trees*; \$4,995

Technical Notes:

*This dollar amount includes one or more stipend payments to faculty involved in the grant project in addition to the awarded grant budget.

** This dollar amount represents the amount of a budget transfer to the faculty member's College or School in support of a course release.

SECTION IV: RESEARCH PROTECTIONS

The Research Protections section summarizes the activities of the Research Protections area of ORS. The activities of the Research Protections unit are best measured by understanding the number of protocols that are submitted to the committees overseen by this unit, therefore, the metric of submissions is used to report on Research Protections activities throughout Section IV.

SUMMARY

The Research Protections unit of the Office of Research Services at DePaul University consolidates several ancillary services that directly impact the conduct of research at the University. ORS' Protections unit services include the administration of three federally mandated review committees: the Institutional Review Board, the Institutional Biosafety Committee, and the Institutional Animal Care and Use Committee. In collaboration with these committees, ORS monitors compliance with protections-related federal, state, and local regulatory requirements. In FY 2022, the Committees reviewed, in aggregate, 532 submissions. At FY 2022 close, the three Committees were actively managing a total of 887 protocols.

INSTITUTIONAL REVIEW BOARD

DePaul's Institutional Review Board (IRB) is a university-wide committee charged with overseeing all research activities involving human subjects conducted by the DePaul community.

The IRB is comprised of DePaul faculty and staff from various colleges, schools, and departments, as well as local community representatives. IRB submissions by Type are summarized in Table 4.1. In FY 2022 there has been a 38.1% increase in reliance agreements with other institutions with a federal wide assurance over FY 2021. Reliance agreements include IRB Authorization Agreements (IAA) and Individual Investigator Agreements (IIA). An IAA is an agreement between multiple IRBs to cede review to one of the IRBs engaged in the research (the IRB of record). An IAA is beneficial because it takes the burden off the PI to have to submit revisions, amendments, etc. to multiple IRBs for the same study. An IIA is used when someone no longer affiliated with DePaul University continues to need IRB oversight; there have been no new IIA's for FY 2022.

In 2022, DePaul's Protections Unit continued to make both COVID-19 Safety Training as well as Remote Contact Training available to DePaul University-affiliated personnel. These trainings are sponsored by the Collaborative Institutional Training Initiative (CITI) Program, which DePaul participates in as a subscribing organization. The Director of Research Compliance also offered the University community workshops on requirements for submission to the IRB using the eProtocol system in this year's reporting period.

Table 4.1: IRB Submissions by Type

Type	Total	Exempt	Expedited	Full
New Projects	176	118	56	2
Amendments	150	57	93	0
Continuing Review	23	0	22	1
Final Report	46			
Adverse Event/Incident	3			
Non-Compliance	2			
IAA/IIA	29			
Non-Reviewable Determinations	13			

INSTITUTIONAL BIOSAFETY COMMITTEE

The Institutional Biosafety Committee (IBC) oversees the use of biohazardous materials in research and teaching. The IBC is a federally-mandated oversight committee that ensures the safe acquisition, use, and disposal of all biohazardous agents at the university. IBC Submissions by Type are categorized in Table 4.2.

INSTITUTIONAL ANIMAL CARE AND USE COMMITTEE

The Institutional Animal Care and Use Committee (IACUC) oversees the use of animals in research and

teaching activities. The IACUC is a federally mandated oversight committee that reviews all proposals for the use of live vertebrate animals consistent with the National Institutes of Health Office of Laboratory Animal Welfare. IACUC Submissions are detailed in Table 4.3.

This past fall and spring, the IACUC’s Research Support Facility also submitted Health Surveillance Materials to the Charles River Laboratory as part of its commitment to DePaul’s Occupational Health & Safety Plan.

Table 4.2: IBC Submissions by Type

Type	Total	Initial	Amendment	Renewal
Full Committee Review (FCR)	11	10	1	0
Designated Member Review (DMR)	20	0	3	17
DMR Post-FCR	10	10	0	0
Exempt – Chair Confirmation	6			
Administrative Review (AR)	10			

Table 4.3: IACUC Submissions by Type

Type	Total	Initial	Amendment	Renewal
Designated Member Review (DMR)	6	0	2	4
Full Committee Review (FCR)	11	5	3	3
DMR Post-FCR	9	6	0	3
Administrative Review (AR)	5			
Veterinary Verification & Consultation Process (VVC)	2			
Memorandum of Understanding	0			

RESEARCH PROTECTIONS SUBMISSIONS BY UNIT

As might be expected, the focus of the activity of the three oversight committees is the College of Science and Health (CSH). In FY 2022, approximately 51.5% of research protections submissions came from faculty, staff, and students in the College of Science and Health (Table 4.4). Modest groupings of IRB activity were also concentrated in the Colleges of Business, Communication, Computing and Digital Media, Education and Liberal Arts and Social

Sciences. The College of Law, the School of Continuing and Professional Studies as well as various Administrative Units contributed slightly to research protections submission levels this fiscal year. The School of Music and The Theatre School did not record any research protections activities in FY 2022 though they did have modest activities in FY 2021.

Table 4.4: FY 2022 Research Protections Submissions by Unit

Unit	IRB	IBC	IACUC	Total
College of Business	43	0	0	43
College of Communication	14	0	0	14
College of Computing & Digital Media	60	0	0	60
College of Education	56	0	0	56
College of Law	4	0	0	4
College of Liberal Arts & Social Sciences	73	0	0	73
College of Science & Health	190	49	35	274
School for Continuing & Professional Studies	2	0	0	2
School of Music	0	0	0	0
The Theatre School	0	0	0	0
Administrative Units	6	0	0	6
TOTAL	448	49	35	532



SECTION V: STAFF AND COMMITTEES

In this section, ORS acknowledges the contributions of staff and committee members who formally contributed to sponsored and creative activities of the institution in fiscal year 2021-2022. In addition to these named faculty and staff, we also benefit from the counsel of deans, chairs, and administrative units at the University too numerous to name here; each has enhanced our activities and ensured a high level of service to both applicants and recipients of sponsored project funding.

ASSOCIATE PROVOST FOR RESEARCH

Daniela Stan Raicu

OFFICE OF RESEARCH SERVICES STAFF AND FELLOWS

Administrative Support

Maria del Carmen Ramirez

Award Management

Jyrell Keys

Stephanie LeCorgne

Innovation Fellows

Kathryn Ibata-Arens

William Marty

Pre-Award Services

Jeff Deaner

Cate Ekstrom

Alexandra Beiriger

Research & Innovation Strategies

Lauren Miller

Research Protections

Jessica Bloom

Melodie Fox

ACADEMIC GROWTH AND INNOVATION FUND REVIEW COMMITTEE- PROVOST'S COUNCIL

GianMario Besana

Caryn Chaden

Salma Ghanem, Chair

Robert Karpinski

Alyssa Kupka

Cynthia Pickett

Daniela Stan Raicu

Lucy Rinehart

FACULTY COUNCIL COMMITTEE ON RESEARCH POLICY

Peg Birmingham

Emily Cauble

Hilary Conklin

Blair Davis

Helen LaVan

Tanu Malik, Co-Chair

Joseph Mikels

Alexander Rasin, Co-Chair

Sue Fenty Studham

FY 2022 COUNCIL COMMITTEE MEMBERSHIP

University Research Council

Blair Davis
John Dean
Ning Du
Stephani Mason
Arieahn Matamonasa
Kalyani Devaki Menon
Tom Miller
Enid Montague
Roxanne Owens
Heather Quinn
Joshua Sarnoff
Wayne Steger
Paul Vadola
Rob Zenchelsky (Adler)
Ex officio:
Cate Ekstrom
Lauren Miller
Daniela Stan Raicu, Chair

Public Service Council

Deanna Aliosius
Nezih Altay
Hugh Bartling
Leah Bryant
Autumn Cabel
Christine Hjorth
Daniel Klein
Karl Liechty
Rebecca Michel
Allen Moye
Jason Schneider
Neil Vincent
Ex officio:
Lauren Miller
Daniela Stan Raicu, Chair

Quality of Instruction Council

Ann Brink
Joanna Brooke
Eli Brown
Leah Bryant
Dexter Bullard
Kevin Downing
Jonathan Gross
Jason Kalin
Jody Marcucci
Sanjukta Mukherjee
Jeff Ng
Alexandra Novakovic
Lisa Sedor
Ex officio:
Lauren Miller
Daniela Stan Raicu, Chair

FY 2022 PROTECTIONS COMMITTEE MEMBERSHIP

Institutional Review Board

Mojdeh Bayat
Jessica Bloom
Leah Bryant
Joanna Buscemi
Darrell Cannon
Jessica Choplin
Rebecca Feinberg
Melodie Fox
Bradley Hoot
Jessica Jerome
Filipo Sharevski
Shannon Simonovich
Joseph Tariman, Vice Chair
Lisa Tarr
Neil Vincent, Chair
Phillip Yates
Ex-Officio:
Cate Ekstrom
Daniela Stan Raicu

Institutional Biosafety Committee

Kathleen Abma
Jeremie Fant
David George, Vice Chair
Jingjing Kipp
Janine Kirin
Justin Maresh, Chair
Megan Schrementi
Nicolette Zielinski-Mozny
Alternates:
Brian Henson
Ex-Officio:
Jessica Bloom
Daniela Stan Raicu

Institutional Animal Care and Use Committee

Margaret Bell
Jason Bystriansky, Chair
Jaimie Engle
Jalene LaMontagne
Caleb McMahan
Marisa Shender
Nicolette Zielinski-Mozny
Ex-Officio:
Jessica Bloom
Janine Kirin
Daniela Stan Raicu