

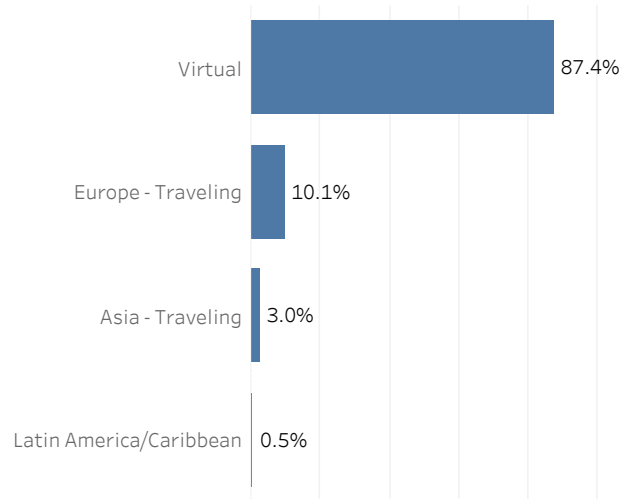
Participants

	2018-2019	2019-2020	2020-2021
	1,200	803	208

Programs Run

	2018-2019	2019-2020	2020-2021
Short Term	50	32	12
Term Long	28	25	12
Grand Total	78	57	24

By Region



By Ethnicity

(As percent of University Population)

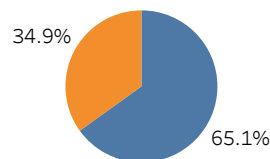
Ethnicity	2018-2019		2019-2020		2020-2021	
	# of students	% of Univ Total	# of students	% of Univ Total	# of students	% of Univ Total
African American	96	3.8%	57	2.2%	14	0.6%
American Indian/Native American	2	6.1%	1	2.5%	0	0.0%
Asian	85	3.4%	62	2.4%	29	1.1%
Hispanic/Latino(a)	94	2.2%	57	1.3%	16	0.4%
Multiracial	132	10.7%	101	11.2%	29	3.2%
Unknown	70	4.9%	18	1.8%	8	1.1%
White	692	5.40%	496	3.9%	102	0.9%
Total	1171	4.5%	797	3.1%	198	0.8%

National Comparison
(Academic Year 2018-2019)

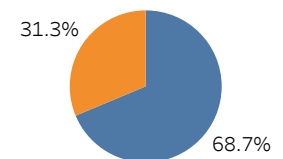
Based on the latest data from Open Doors (academic year 2018-19), DePaul numbers dropped from last year against the national average in underrepresented minority Study Abroad participation.

(Open Doors®, supported by a grant from the Bureau of Educational and Cultural Affairs at the U.S. Department of State, is a comprehensive information resource on international students and scholars studying or teaching at higher education institutions in the United States, and U.S. students studying abroad for academic credit at their home colleges or universities.)


DePaul
Underrepresented %



Open Doors
Underrepresented %



By College of Enrollment



By College and Academic Level (As percent of Enrollment)

		2018-2019		2019-2020		2020-2021	
		# of Students	% of College Pop	# of Students	% of College P..	# of Students	% of College P..
Business	UGRAD	228	5.4%	170	4.2%	45	1.2%
	GRAD	77	2.6%	37	1.3%	5	0.2%
	Total	305	4.2%	207	3.0%	50	0.8%
Communication	UGRAD	170	10.1%	126	7.9%	8	0.6%
	GRAD	14	6.7%	10	5.3%		0.0%
	Total	184	9.7%	136	7.6%	8	0.5%
Computing and Digital Media	UGRAD	117	3.3%	106	2.9%	52	1.4%
	GRAD	3	0.1%	5	0.2%	8	0.3%
	Total	120	1.9%	111	1.8%	60	1.0%
Education	UGRAD	16	2.8%	10	1.8%	1	0.2%
	GRAD	1	0.1%	14	1.2%	1	0.1%
	Total	17	1.0%	24	1.4%	2	0.1%
LAS	UGRAD	221	8.7%	158	6.4%	18	0.8%
	GRAD	44	5.7%	23	3.2%	1	0.1%
	Total	265	8.0%	181	3.8%	19	0.6%
Law	Total	90	10.9%	47	6.0%	31	4.5%
	Law	90	10.9%	47	6.0%	31	4.5%
Music	UGRAD	9	3.8%	1	0.4%	0	0.0%
	GRAD	3	1.6%		0.0%		0.0%
	Total	12	2.8%	1	0.2%	0	0.0%
Science and Health	UGRAD	103	3.7%	49	1.8%	6	0.2%
	GRAD	29	2.7%	20	1.9%	21	2.1%
	Total	132	3.4%	69	1.8%	27	0.7%
SCPC	UGRAD	11	1.1%	7	0.8%	0	0.0%
	GRAD	7	5.9%	2	2.0%	0	0.0%
	Total	18	1.6%	9	1.0%	0	0.0%
Theatre	UGRAD	17	5.0%	7	1.9%	0	0.0%
	GRAD					0	0.0%
	Total	17	5.0%	7	2.6%	0	0.0%

By Academic Level (as Percent of University Population)

Level	2018-2019		2019-2020		2020-2021	
	# of Students	% of Level Pop	# of Students	% of Level Pop	# of Students	% of Level Pop
Undergrad	892	5.5%	634	2.9%	131	0.9%
Grad	178	2.0%	111	0.8%	36	0.4%
Law	90	11.1%	47	2.6%	31	4.5%
Grand Total	1,160	4.4%	792	2.2%	198	0.8%

Short Term Programs

(by Region, Program and Academic Level of Study 2020-2021)

		Undergr..	Graduate	Law	Grand To..
Europe - Traveling	Spain: The Theory and Practice of European Law			5	5
	Total			5	5
Virtual	Argentina: Legal Dimensions of Doing Business in Latin America			6	6
	Canada: Ottawa International Animation Festival	9	1		10
	Cuba: Preparing U.S. Lawyers For Future Foreign Investment, Trade, & Business Transactions			9	9
	Czech Republic: Graduate Nursing Program		21		21
	England: The Business of International Sports in London	14	2		16
	France: Animated In France	8	2		10
	France: Oh LÃ LÃ ! Experiential Marketing in the City of Light, Love, and Luxury	7	2		9
	Germany: Berlin in Cinema	17			17
	Netherlands: The Post-Conflict Justice Immersion Program			7	7
	Spain: An International Perspective on Work-Life Balance	15	1		16
	Spain: The Theory and Practice of European Law			2	2
	Switzerland: Global Governance during Times of Crisis - The International Human Rights Law Regime and the Covid-19 Pandemic			9	9
	Total	70	29	26	125
	Grand Total	70	29	30	129

Term Long Programs

(By Region, Program and Level of Study 2020-2021)

		Undergr..	Graduate	Law	Grand To..
Asia - Traveling	Tokyo: Study at Temple University Japan (TUJ)	4			4
	Total	4			4
Europe - Traveling	Athens: The College Year in Athens (CYA) Experience	1			1
	Budapest: Studies in Commerce, Society and Culture in Eastern Europe	1			1
	Cork: Study at University College Cork	3			3
	Florence: Study Hospitality at Florence University of the Arts	1			1
	France: Study at Sciences Po (Exchange)	4			4
	Madrid: Dual Degree JD/LLM in International and European Business Law			1	1
	Non-DePaul Study Abroad Programs	2			2
	Study Abroad Program - ad hoc	1			1
	Total	13		1	14
Virtual	France and Sweden: Atlantis II Dual Degree Program	7			7
	Non-DePaul Study Abroad Programs	1			1
	Online Enrollment in Exchange Program	7			7
	Virtual International Internship	26	6		32
	Total	41	6		47
Grand Total		57	6	1	64

Term Long Participants

(By Region and Level 2020-2021)

	Undergrad	Law	Graduate	Grand Total
Asia - Traveling	4			4
Europe - Traveling	13	1		14
Virtual	41		6	47
Grand Total	57	1	6	64

Transfer Credit
(By Region and Level 2020-2021)

			Undergrad
Asia - Traveling	Korea	Non-DePaul Study Abroad Programs	2
	Total		2
Europe - Traveling	France	Non-DePaul Study Abroad Programs	1
	Italy	Non-DePaul Study Abroad Programs	1
	Spain	Non-DePaul Study Abroad Programs	1
	United Kingdom	Non-DePaul Study Abroad Programs	1
	Total		4
Virtual	Virtual	Non-DePaul Study Abroad Programs	2
	Total		2
Grand Total			8

Notes on Data:

- Participant numbers are not distinct counts, as some students participated in multiple programs.
- Open Doors Study Abroad data is reported two years prior to the conclusion of the last academic term. The most recent data for comparison is from academic year 2018-2019.
- First generation data is pulled from university data. Totals are distinct counts.
- Numbers may have dropped significantly in the 2019-2020 and 2020-2021 AYs due to COVID19 pandemic.