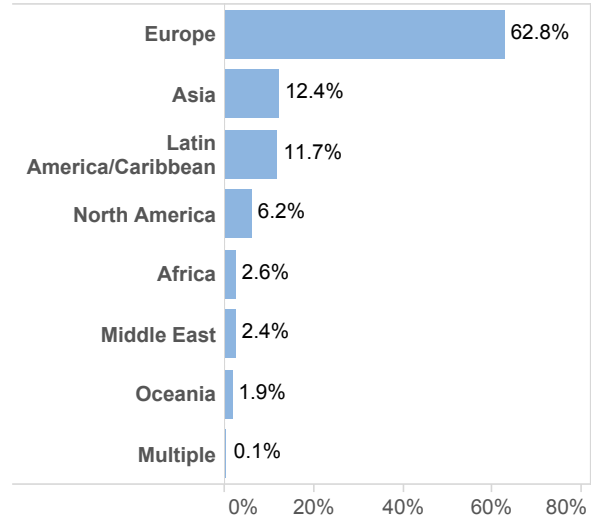


Programs Run

	2015-2016	2016-2017	2017-2018
Short Term	45	40	48
Term Long	33	34	34
Total	78	74	82

Region by Percentage of Participants 2017-18

Participants

	2015-2016	2016-2017	2017-2018
Short Term	695	613	765
Term Long	358	347	409
Grand Total	1,053	960	1,174

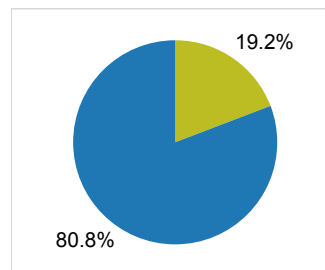
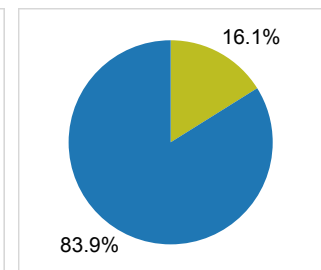
Ethnicity by Participant as a Percent of University Population

	2015-2016		2016-2017		2017-2018	
	Number of Students	% of university population	Number of Students	% of university population	Number of Students	% of university population
African American	68	2.6%	68	2.6%	81	3.1%
Asian/Native HI	63	2.8%	55	2.4%	79	3.2%
Hispanic/Latino(a)	134	3.4%	146	3.7%	136	3.5%
Multiracial	28	3.1%	35	3.9%	61	6.5%
Native Am.						
White	650	4.6%	543	4.0%	692	5.2%
Unknown	85	2.4%	81	2.3%	93	2.8%
Total	1,028	3.8%	928	3.4%	1,142	4.3%

National Comparison

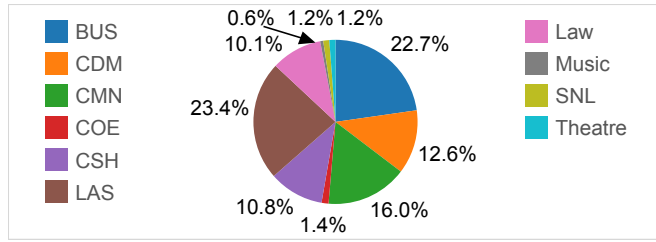
Based on the latest data from Open Doors (academic year 2015-16), DePaul continues to surpass the national average in underrepresented minority Study Abroad participation.

(Open Doors®, supported by a grant from the Bureau of Educational and Cultural Affairs at the U.S. Department of State, is a comprehensive information resource on international students and scholars studying or teaching at higher education institutions in the United States, and U.S. students studying abroad for academic credit at their home colleges or universities.)

DePaul Underrepresented Percentage 2015-16

Open Doors Underrepresented Percentage 2015-16


■ Underrepresented ■ Total

Percentage of Participants by College of Enrollment



First Generation Participants

	2015-2016	2016-2017	2017-2018
	191	220	226

Study Abroad Participants as Percent of College Population

		2015-2016		2016-2017		2017-2018	
		Number of Students	% of university population	Number of Students	% of university population	Number of Students	% of university population
Business	Undergraduate	255	5.2%	254	5.5%	226	5.2%
	Graduate	29	1.3%	23	0.9%	45	1.6%
	Total	281	3.9%	277	3.9%	271	3.8%
Communication	Undergraduate	150	7.5%	146	7.4%	179	10.0%
	Graduate	9	4.1%	7	3.1%	14	5.9%
	Total	158	7.2%	153	7.0%	191	9.5%
Computing & Digital Media	Undergraduate	86	2.9%	76	2.4%	140	4.2%
	Graduate	15	0.5%	4	0.1%	10	0.4%
	Total	101	1.8%	80	1.4%	149	2.5%
Education	Undergraduate	7	0.9%	14	2.0%	17	2.8%
	Graduate					2	0.2%
	Total	7	0.4%	14	0.8%	19	1.1%
Law	Law	105	13.0%	98	11.7%	110	12.7%
	Total	105	13.0%	98	11.7%	110	12.7%
Liberal Arts & Social Sciences	Undergraduate	207	7.0%	158	5.8%	236	9.0%
	Graduate	61	6.4%	44	5.1%	39	4.8%
	Total	268	6.9%	201	5.6%	275	8.0%
Music	Undergraduate	11	4.4%	2	0.9%	6	2.4%
	Graduate	4	1.9%	6	3.1%	1	0.5%
	Total	14	3.1%	8	1.9%	7	1.6%
School for New Learning	Undergraduate	18	1.1%	11	0.6%	10	0.8%
	Graduate	1	0.6%	3	1.9%	4	3.2%
	Total	19	1.0%	14	0.8%	14	1.0%
Science & Health	Undergraduate	89	2.9%	94	3.2%	109	3.8%
	Graduate	8	0.9%	21	2.1%	24	2.3%
	Total	97	2.4%	115	2.9%	133	3.4%
Theatre	Undergraduate	3	0.9%	6	1.8%	15	4.8%
	Graduate						
	Total	3	0.8%	6	1.6%	15	4.3%
Grand Total		1,028	3.8%	928	3.4%	1,142	4.3%

Study Abroad Participants as Percent of University Population

		2015-2016		2016-2017		2017-2018	
		Number of Students	% of university population	Number of Students	% of university population	Number of Students	% of university population
	Undergraduate	804	4.5%	724	4.1%	897	5.3%
	Graduate	127	1.5%	108	1.2%	139	1.5%
	Law	105	13.0%	98	11.7%	110	12.7%
Grand Total		1,028	3.8%	928	3.4%	1,142	4.3%

Short Term Program Participants by Region, Program & Level of Study 2017-18

		Undergrad.	Graduate	Law
Africa	Tanzania: Connecting with Africa - Cultural and Social Issues in East Africa	18	1	
	Tanzania: Grad. Studies in Pub. Service, Nonprofits & Sustainable Develop.		10	
	Total	18	11	
Asia	India: Bollywood and Beyond	17	3	
	India: Business & Culture in a Rapidly Growing Economy	12	5	
	India: India's Identities	8		
	Japan: "Hidden Champions" in Manufacturing, Innovation, & Start-Up Services	11	5	
	Japan: Art, Politics and Economy	19		
	Japan: Computer Gaming & Animation	18	2	
	Total	85	15	
	Europe	Belgium: Impact & Influence of the European Union & NATO		18
Czech Republic & Germany: Business & the European Union		17	2	
Czech Republic: Graduate Nursing Program			24	
France & Switzerland: Exploring European Hospitality, Tourism, & Culture		14	3	
France, The Netherlands, and Spain: International Advertising		17	5	
France: Immigration & Integration		11	1	
France: Understanding Marketing in Luxury Contexts		16	4	
FY@broad England & Wales: Fifty Years of Doctor Who		16		
FY@broad France: Judaism, Christianity, & Islam in Modern Paris		17		
FY@broad Ireland: Travel Literature		20		
FY@broad Italy: St. Francis of Assisi's Pilgrimage of Peace		14		
Germany: Law & Critical Social Justice		6		9
Germany: The Impact of Innovation & Technology on Product Quality		9	3	
Iceland, Denmark, & Sweden: The Business of Sustainable Energy		8	5	
Ireland & Northern Ireland: Business Conditions in a Post-Brexit World		12	7	
Ireland: Ecological Evaluation and Conservation of Cultural Landscape		9		
Italy: Religion in Rome in Spirit & Stone		19	1	
Italy: Western Art, History, and Religion in Florence, Rome, & Assisi		11		
Netherlands: The Post-Conflict Justice Immersion Program				13
Northern Ireland: School of Public Service			7	
Spain: An International Perspective on Work-Life Balance		20		
Spain: Cinema and The City		8	2	
Spain: Research Experience - From Atoms to Ecosystems, Science is Global		7		
Spain: The Theory and Practice of European Law				23
Switzerland: Exploring Finance & Banking			13	
Switzerland: Exploring the Business of Global Nonprofits		15		
United Kingdom: Harry Potter & the Fan Experience		15	1	
United Kingdom: International Careers		17		
Total		298	96	45

		Undergrad.	Graduate	Law
Latin America/ Caribbean	Argentina: Legal Dimensions of Doing Business in Latin America			16
	Argentina: World of Wine	22		
	Costa Rica: International Human Rights in the Americas	2		13
	Cuba: Prep. U.S. Lawyers For Future Frgn. Invest., Trade & Bus. Tran..			33
	Dominican Republic: GIS & Sustainable Food Systems	9	2	
	FY@broad Peru: Chocolate, Coffee, & the Ethics of Global Production	16		
	Jamaica: Who Talks to Whom in Schools and Cafes?	6	3	
	Total	55	5	62
Middle East	FY@broad Jerusalem: The Making of a Holy City	18		
	Total	18		
North America	Canada: Ottawa International Animation Festival	13		
	Mexico: Chiapas Human Rights Practicum			6
	New York City: The New York Way - Advertising	15	4	
	New York City: The New York Way - Public Relations	16	3	
	Total	44	7	6

Short Term Participants by Region and Level 2017-18

	Undergrad.	Graduate	Law	Grand Total
Africa	18	11		29
Asia	85	15		100
Europe	298	96	45	439
Latin America/Caribbean	55	5	62	122
Middle East	18			18
North America	44	7	6	57
Grand Total	518	134	113	765

Term Long Program Participants by Region, Program & Level of Study 2017-18

		Undergrad.	Graduate	Law
Africa	Non-DePaul Study Abroad Programs	2		
	Total	2		
Asia	Kyoto: Japanese Language and Culture	1		
	Non-DePaul Study Abroad Programs	34		
	Osaka: Studies at Kansai Gaidai University	2		
	Shanghai: Summer Intensive Chinese Language Program	8		
	Total	45		
Europe	Athens: The College Year in Athens (CYA) Experience	7		
	Bonn: German Language, History, and Society at the Uni. of Bonn	4		
	Budapest: Studies in Comm., Society & Culture in East. Europe	63		
	Cork: Study at University College Cork	7		
	Dublin: Parliamentary Internship	17		
	France and Sweden: Atlantis II Dual Degree Program	10		
	France: Study at Ecole Normale Superieure		1	
	France: Study at Sciences Po	2		
	Leuven: Community, Policy Making, and the EU Parliament	13		
	Linkoping: Study at Linkoping University		1	
	London: Design and Technical Theatre Studies	8		
	London: London South Bank Uni. & CEA Full Curric./Internships	51		
	Madrid: Dual Degree JD/LLM in International & Europ. Business Law			1
	Madrid: Spanish Language and Culture	17		
	Non-DePaul Study Abroad Programs	47	2	2
	Paris: Advanced French Language Studies at IES Paris	1		
	Paris: French Lang., Society, Culture & Arts at Alliance Francaise	11	1	
	Paris: Philosophy Graduate Students' Language Study		1	
	Rome: Film Studies	19		
	Rome: Italian Language, Culture, and Society	3		
	Sheffield: University of Sheffield Full Curriculum	6		
	Switzerland: SwissStudy+	1		
	Vienna: Vienna Uni. of Economics and Bus. College of Law			2
Total	287	6	5	
Latin America/ Caribbean	Lima: Study At Universidad Pontificia Catolica del Peru	2		
	Non-DePaul Study Abroad Programs	6		
	Santiago: Study at Pontifica Universidad Catolica de Chile	2		
	Vina del Mar: Study At Universidad Adolfo Ibanez in Chile	5		
	Total	15		
Middle East	Amman: Arabic Language and Internship at Amer. Uni. of Madaba	7	1	
	Non-DePaul Study Abroad Programs	2		
	Total	9	1	

		Undergrad.
Multiple	Non-DePaul Study Abroad Programs	1
	Total	1
North America	Merida: Language, History, and Culture in the Yucatan	13
	Mexico City: Study at Iberoamericana	1
	Mexico City: Study at Tec de Monterrey	1
	Non-DePaul Study Abroad Programs	1
Total		16
Oceania	Australia: Australian Catholic University Exchange (Includes 6 term long participants)	11
	Melbourne: Monash University Full Curriculum in Liberal Arts, Sciences, Communicatio..	9
	Non-DePaul Study Abroad Programs	2
	Total	

Term Long Participants by Region and Level 2017-18

	Undergrad.	Graduate	Law	Grand Total
Africa	2			2
Asia	45			45
Europe	287	6	5	298
Latin America/Caribbean	15			15
Middle East	9	1		10
Multiple	1			1
North America	16			16
Oceania	22			22
Grand Total	397	7	5	409

Transfer Credit Participants by Region and Level 2017-18

		Undergrad.	Graduate	Law		Undergrad.	
Africa	South Africa	1			Latin America/Caribbean	Argentina	4
	Uganda	1				Brazil	1
	Total	2				Ecuador	1
Asia	China	24			Total	6	
	Japan	4			Middle East	Jordan	2
	Korea	5				Total	2
	Singapore	1			Multiple	Multiple	1
	Total	34				Total	1
Europe	Austria	1			North America	Mexico	1
	Croatia	4				Total	1
	Denmark	1			Oceania	Australia	1
	France	3				New Zealand	1
	Germany	4				Total	2
	Greece	1					
	Italy	14	2	2		Undergrad.	95
	Netherlands	1				Graduate	2
	Norway	1				Law	2
	Russia	1			Grand Total	99	
	Spain	11					
	United Kingdom	5					
	Total	47	2	2			

Notes on Data:All Pages

- Participant numbers are not distinct counts, as some students participated in multiple programs.
- Two students withdrew after committing to study abroad: one for the academic year 2017-18, and one for the summer 2018.

Page 1

1. Ethnicity data is pulled from Fact File data for term of enrollment. Multiracial category as of 2017-18. Totals are distinct counts.
2. Open Doors Study Abroad data is reported two years prior to the conclusion of the last academic term. The most recent data for comparison is from academic year 2015-16. Underrepresented minority is defined as African American, Hispanic/Latino, and American Indian.

Page 2

1. College and level of data is pulled from Fact File data for term of enrollment. Totals are distinct counts.
2. First generation data is pulled from university data. Totals are distinct counts.