

Memorandum

To: Academic Council
From: Robert D. Karpinski Associate Vice-President, Academic and Library Affairs
Date: October 31, 2024
Re: Annual Report on Academic Integrity for AY 2022-23

Summary

Each year Academic Affairs is charged with reporting activity of the Academic Integrity Board. This report documents the cases filed and acted upon through AY 2022-23. The Academic Integrity (AI) process appears to be well established and effectively implemented in each of DePaul's colleges as evidenced by the low number of violations in each college in relationship to the enrollment in each college. More importantly, the process seems to be effectively communicating the importance of academic integrity to students who go through the AI process as judged by the relatively small proportion of students with multiple violations.

The Academic Integrity Board (AIB)

During AY 2022-23, the AIB consisted of 18 faculty members who represent each of DePaul's colleges. These faculty members are used to form panels (each panel consists of three faculty and two students) that hear AI cases for repeat violators and/or appeals. During AY 2022-23, Dr. Evelyn Lulis & Dr. Dustin Goltz served as co-chairs of the board. The Academic Integrity process is further supported by eight faculty members who serve as consultants for faculty who have questions about the AI process and an additional eight faculty members who serve as consultants for students.

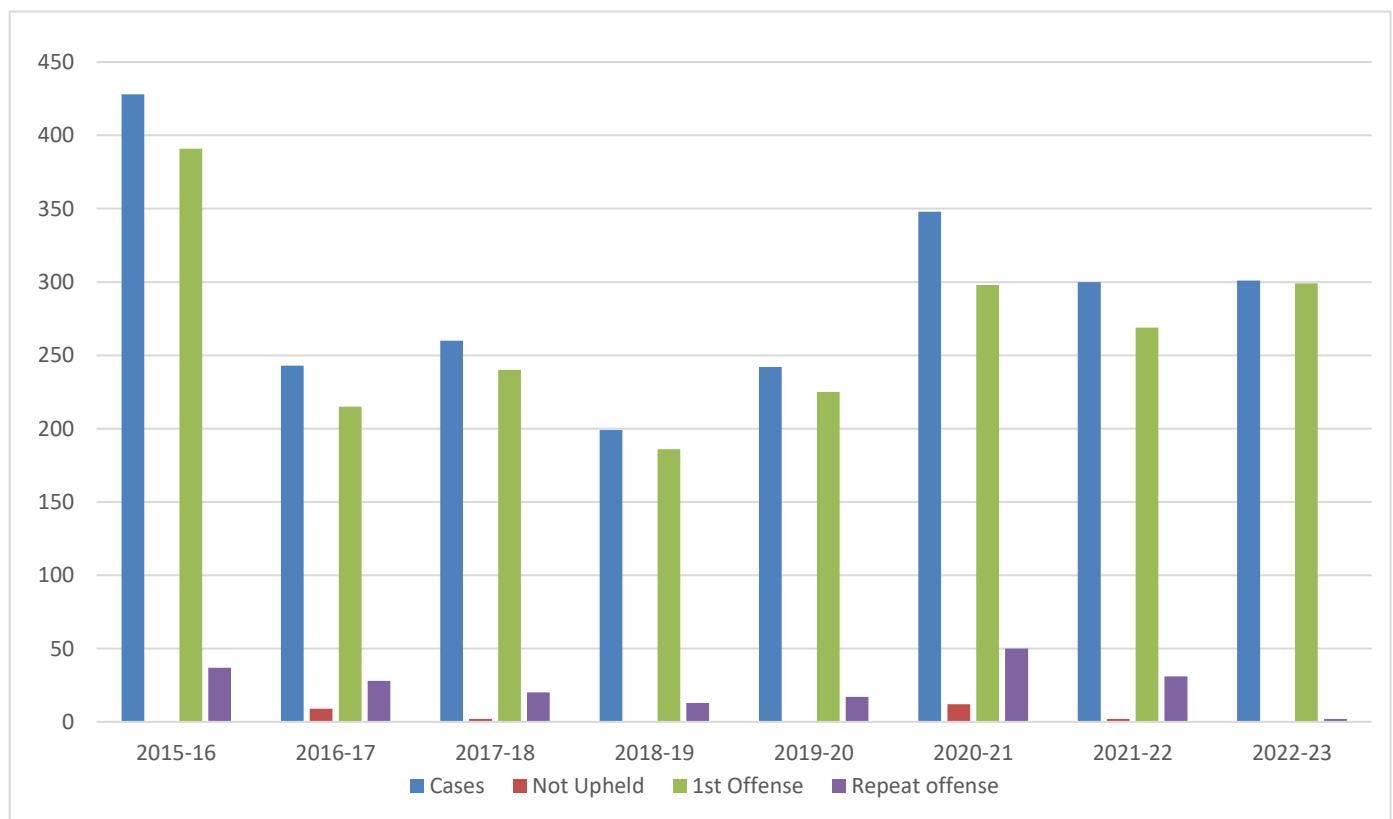
Artificial Intelligence

The use of "Generative Artificial Intelligence" was added to the plagiarism section of the Academic Integrity policy in 2023. The revision to the policy was voted on by Faculty Council on September 13, 2023 and approved by Salma Ghanem, Provost, on September 19, 2023.

Overall Summary of Academic Integrity Cases

Chart 1 provides an overview of academic integrity cases and their outcomes, by year, from AY 2015-2016 through AY 2022-23. First-time violations comprise the majority of cases (generally 91%) in each of the years reported, and in AY 2022-23 over 99% of cases involved first- time violators. This suggests that the application of the AI policy effectively communicates the importance of doing honest work to students who go through the process.

Chart 1 - Overall Violations by Year



Violations by College

Charts 2 and 3 present the distribution across colleges of the students who committed academic integrity violations in AY 2013-14 and AY 2022-23. Chart 2 shows the historical data from AY 2013-14. Chart 3 presents the distribution across colleges of the students who committed the 301 violations that occurred in AY 2022-23 and the distribution across colleges of DePaul's student enrollment. This chart shows that students in CDM & LAS commit approximately 84% of the violations.

Chart 2 - Enrollments and Violations by College (AY 13-14)

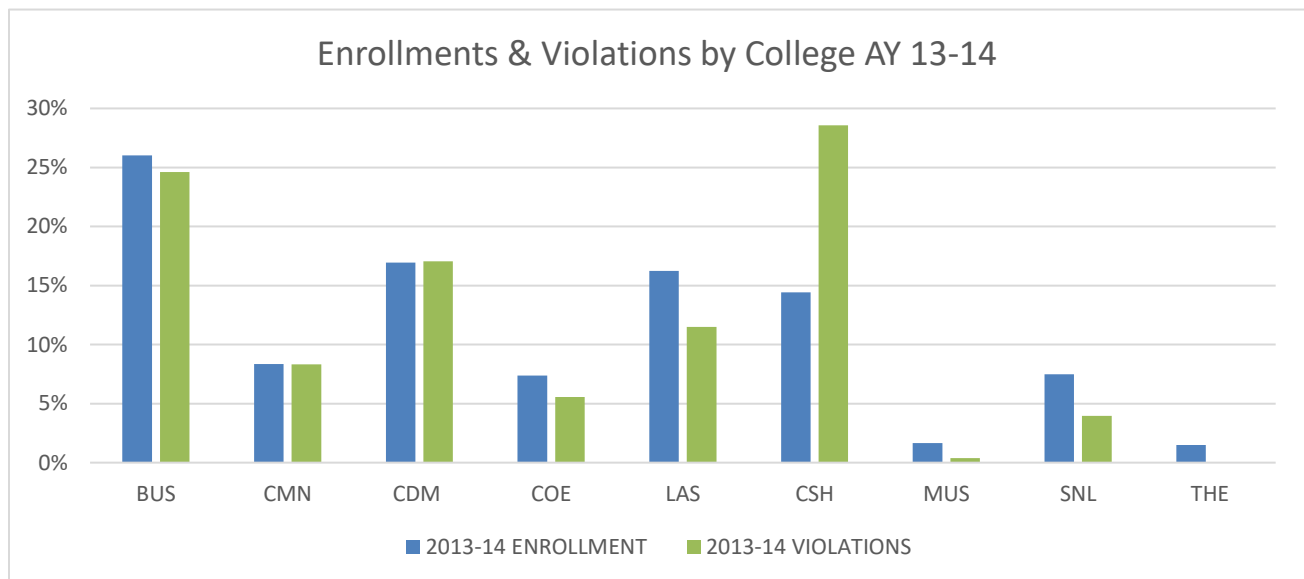
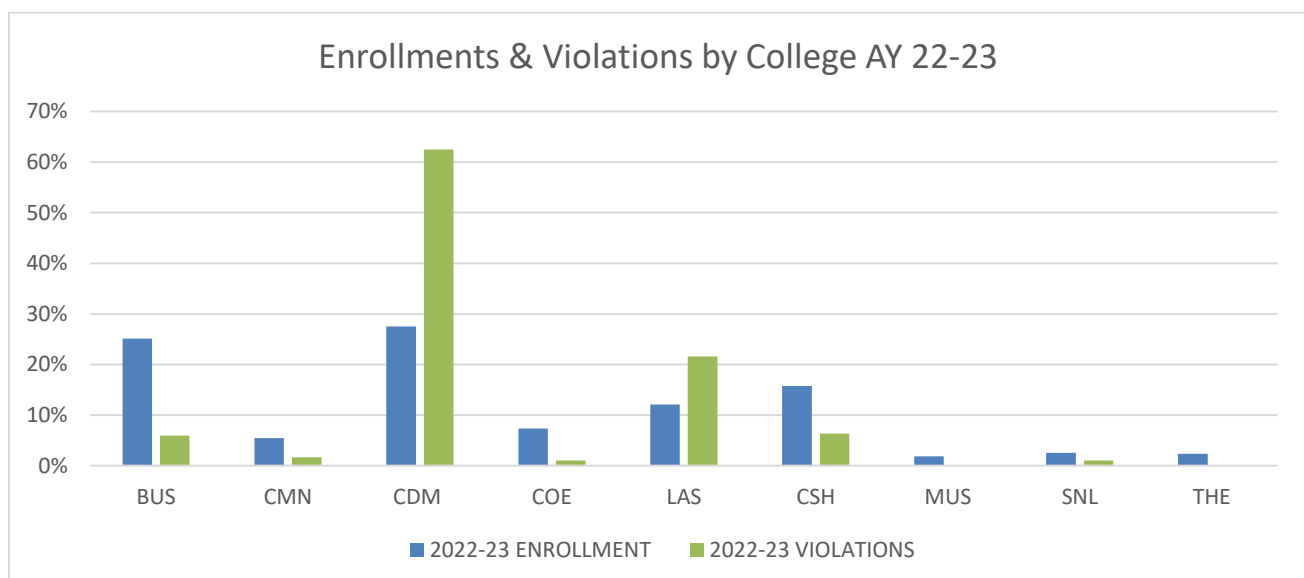


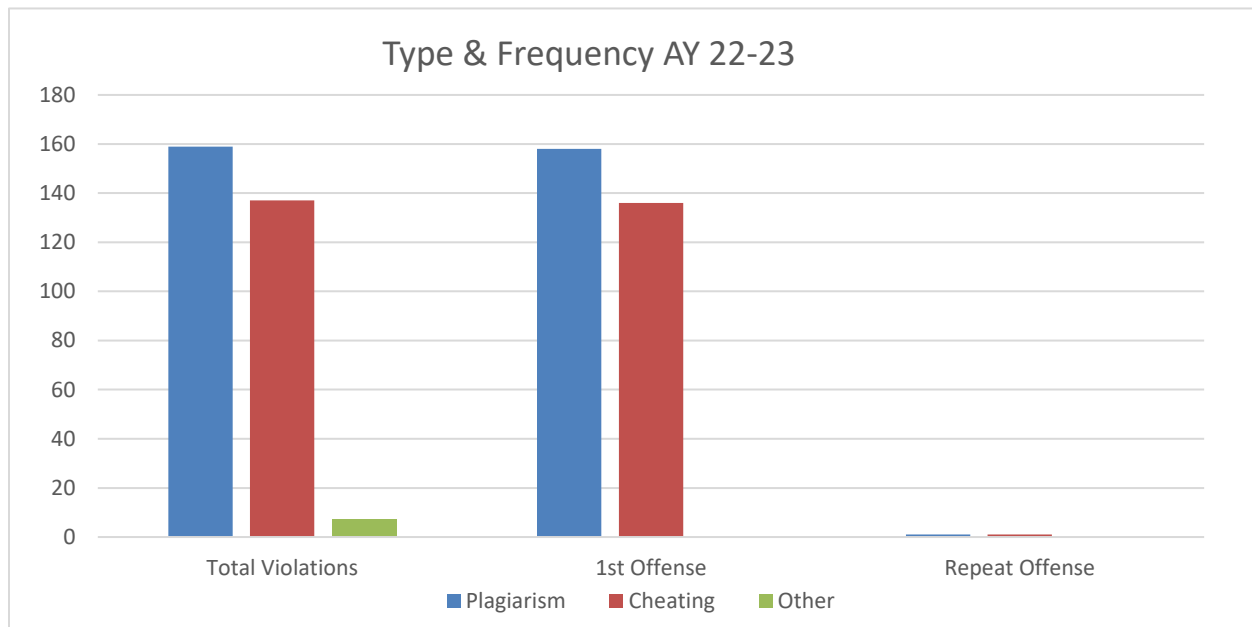
Chart 3 - Enrollments and Violations by College (AY 22-23)



Violations and Board Sanctions

Chart 4 presents information about the types of academic integrity violations that occurred during AY 2022-23. Plagiarism and cheating comprise the vast majority of academic integrity violations. The chart shows students who did not violate the AI policy in the past commit the vast majority of plagiarism violations. This suggests that the AI process encourages students not to plagiarize.

Chart 4 - Type and Frequency of Violations Committed (AY 2022-23)



Upheld AI Cases by Home College

Relatedly, Chart 5 presents home college data about upheld cases for each college from AY 2013-14 through AY 2022-23.

Chart 5 - Upheld cases by College and Year (AY 2013-14 through 2022-23)

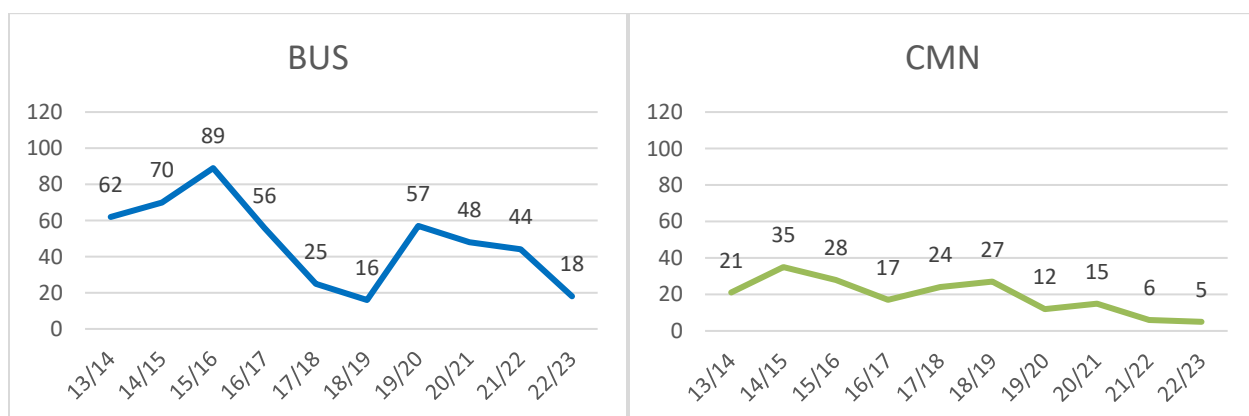


Chart 5 - Upheld cases by College and Year (AY 2013-14 through 2022-23)

